



Starfish Connect: The College's Early Alert System


Information is Power
A tool to increase student success

What are the Goals of the Early Alert System?

- To give you an opportunity to know if you are on track to successful completion of your classes each semester
- To give you information on your class performance early in the semester
- To empower you to use this early alert information to take action to improve your academic performance

How do I access Starfish Connect

Starfish Connect Mail - Lynne Sutherland Google



Community College of Philadelphia

MyCCP Username
Isutherland |

Password
.....

☐ Stay signed in
New User/Don't know your password?

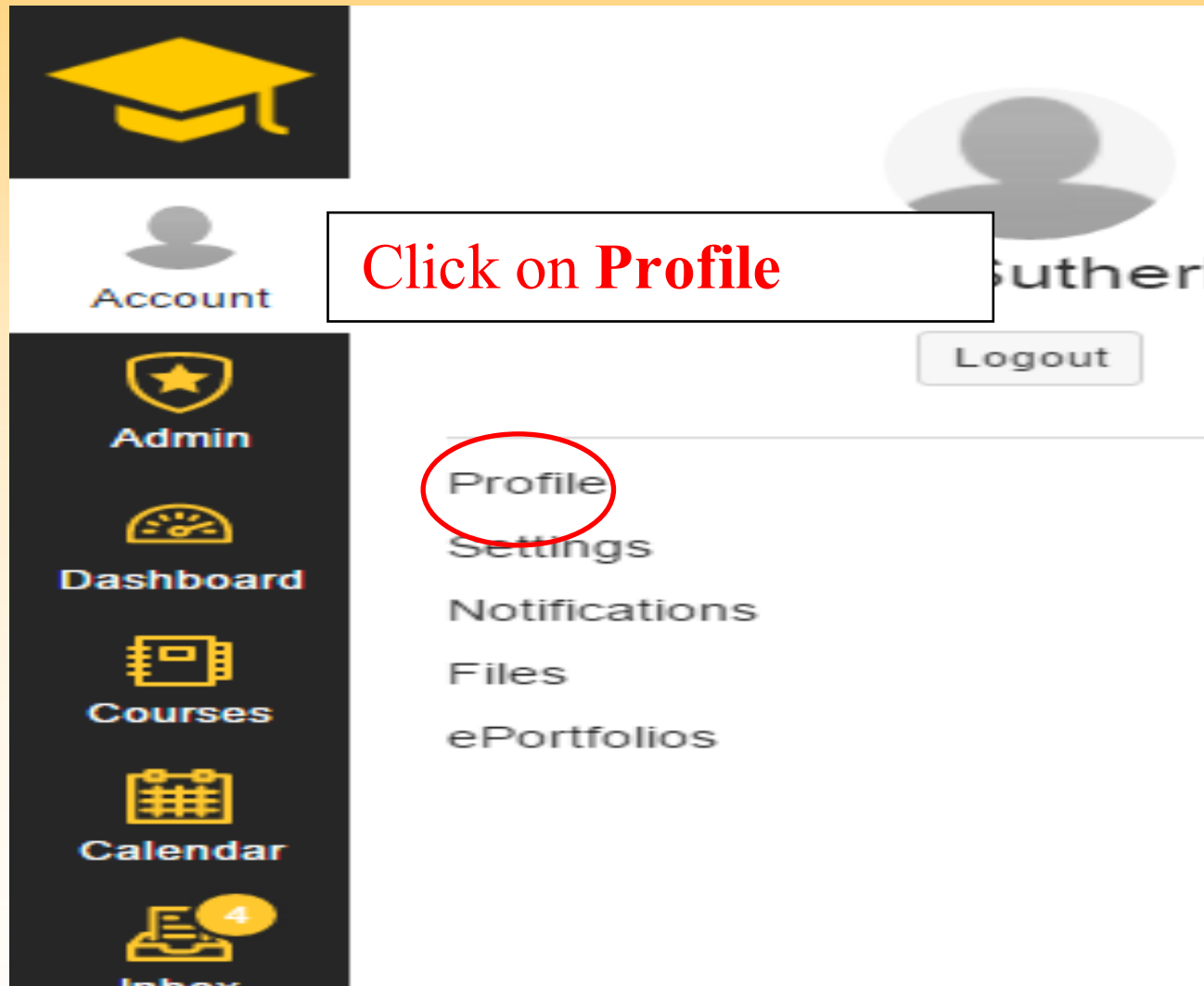
Log In

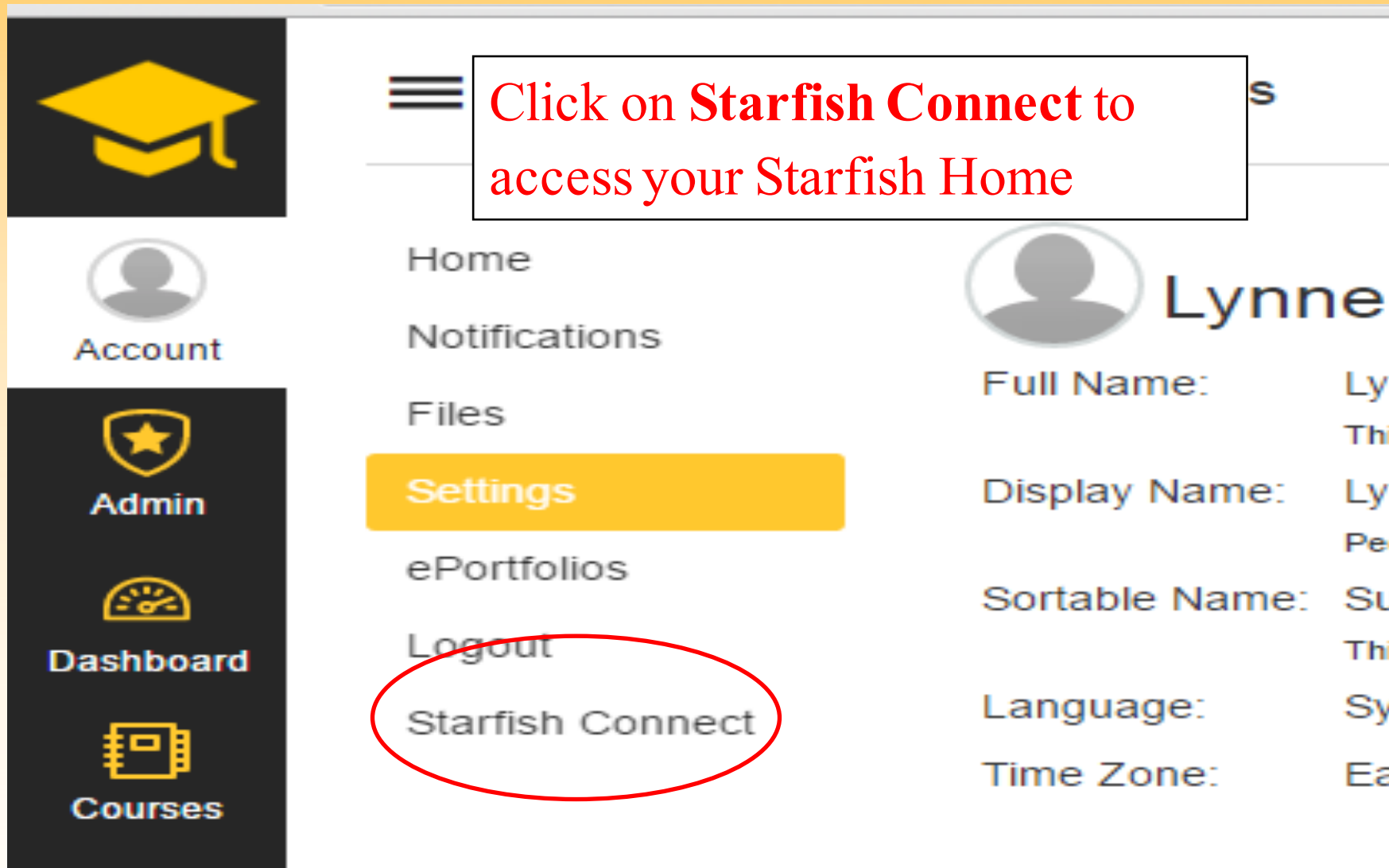
[Login Instructions](#) [Canvas Guides](#) [CCP Helpdesk Help](#)

A screenshot of a web browser window showing the Starfish Connect login page for the Community College of Philadelphia. The browser tabs include 'Starfish Connect', 'Mail - Lynne Sutherland', and 'Google'. The login form has fields for 'MyCCP Username' (containing 'Isutherland') and 'Password' (masked with dots). There is a 'Log In' button and a checkbox for 'Stay signed in'. At the bottom, there are links for 'Login Instructions', 'Canvas Guides', and 'CCP Helpdesk Help'.

Log into Canvas with
username and password

The screenshot displays the Canvas LMS interface. On the left is a dark sidebar with several icons and labels: a graduation cap icon, an 'Account' icon (a person silhouette), an 'Admin' icon (a shield with a star), a 'Dashboard' icon (a gauge), a 'Courses' icon (a book), a 'Calendar' icon (a calendar grid), and an 'Inbox' icon (an envelope with a '4' badge). The main content area has a white background with a large 'Dashboard' title at the top. A red-bordered box is overlaid on the main area, containing the text: 'This screen shows the new look of Canvas. Click on the **Account** icon.'





The screenshot displays the Starfish Connect web application interface. On the left is a dark sidebar with icons and labels for 'Account', 'Admin', 'Dashboard', and 'Courses'. The main content area features a hamburger menu icon at the top left, followed by a list of navigation options: 'Home', 'Notifications', 'Files', 'Settings' (highlighted with a yellow background), 'ePortfolios', 'Logout', and 'Starfish Connect' (circled in red). To the right of the menu is a user profile section for 'Lynne' with fields for 'Full Name', 'Display Name', 'Sortable Name', 'Language', and 'Time Zone'.

Click on **Starfish Connect** to access your Starfish Home

You are currently logged in as Christine

Home Services

Welcome to Starfish, Christine.

Your success is our number one priority. But, did you know that one of the best ways for you to be successful in school is to spend time deciding which major you should pursue, or deal with a personal concern.

We want to make it as easy as possible for you to connect with the people and resources on campus that can help.


With Starfish, you have a convenient way to schedule the dedicated time you need with your instructors and advisors. You can also use it to learn more about your instructors and advisors, finding common interests and backgrounds. In addition, you can search your personal Success Network of resources and services that are available on campus to you.

Let's get started. Click on one of the buttons below.

Your timezone is set to: America/New_York. If you need to change your timezone you can do so by [editing your profile](#).


Make an Appointment

Many of your instructors and advisors have dedicated times to meet with students. Make an appointment online at a time that works best for you.

 [Schedule a Meeting](#)


Customize Your Profile

Stand out. Make yourself known. Help your instructors and advisors put "a face to a name" by uploading your photo. You can also complete your personal bio.

 [Upload a Photo](#)

Visit the Success Network

We have a lot of resources here to help you be successful. The Success Network puts them in one convenient place for you, so dig in and get the support you need.

 [Search for Services](#)

☐ Show me this welcome page next time I login to Starfish. [Close](#)

course material,

First time in Starfish
Connect -
Upload a photo and create
a profile

You are currently logged in as Christine Farnum (cfarnum1).

Home Services

FERPA standards protect your privacy.

Christine Farnum

Click Home to access dashboard

Set up your profile

Upload Photo

Contact Information

Login cfarnum1 Institution Email cfarnum1@ccp.edu

Phone Cell Phone

Other Phone

☐ Display all time zones Time zone (GMT-05:00) Eastern Time

Weekly Updates

☒ Send me a weekly status update about My Success Network

Reminder Preferences

☐ Email me 15 minutes before the start of an appointment

☒ Email me at 9:00 AM the day of an appointment

Dashboard shows appointments and classes for the day

Home Services

Dashboard

MONDAY

TODAY

No items scheduled today. Enjoy your day!

WEDNESDAY 05-13-2015

Cultural Anthropology
(201510-16544-ANTH-112-900)

Assignment Due: Unit 1 Quiz/Test

Teresa Harrington

Community College of Philadelphia

Lynne Sutherland Inbox 1 Settings Logout Help

Courses ▾ Grades Calendar

Home Services

System Announcement: Welcome to Starfish Connect. If you have questions/feedback e-mail us starfishconnect@ccp.edu Have a great summer!

Dashboard

WEDNESDAY TODAY

No items scheduled today. Enjoy your day!

Recent Kudos

★ Keep Up the Good Work

1

In Danger of Failing

Raised by Marketta Kelly

Raised Today

Resolution-Focused Help Skills (201535-50555-BHHS-212-001)

Display hidden items

Your dashboard will show any kudos or academic alerts you have received

My SuccessNetwork shows
your instructors, selected
services at the College and
other individuals or Centers
you are connected to

The screenshot displays the 'My Success Network' web application. At the top, a navigation bar includes 'Home' and 'Services' tabs. Below this, a search bar is labeled 'My Success Network'. A red circle highlights the 'My Success Network' icon in the left sidebar. The main content area lists several entities: 'Academic Advising', 'Student Academic Computer Center (Main Campus)' with a phone number (215) 751-8094 and operating hours (Monday-Thursday 8:00AM-9:00PM, Friday 8:00AM-5:00PM, Closed Saturday and ...), and three instructors: Teresa Harrington, Sue Ellen Liebman, and Edward Miskiel. Each instructor's profile includes their name, title, email address, and a note that online scheduling is not available. The right sidebar contains a 'SERVICE' button.

Courses lists courses and
instructors for current
enrollment

Dashboard

My Success

Network

Courses

Plans

History

Home

Services

logout

You are currently logged in as

Courses

All

Cultural Anthropology (201510-16544-ANTH-112-900)

NETWORK

Teresa Harrington

tharrington@ccp.edu

INSTRUCTOR

Introductory Chemistry (201510-10544-CHEM-110-002)

NETWORK

Edward Miskiel

emiskiel@ccp.edu

INSTRUCTOR

The screenshot shows a web browser window displaying the 'Services' page of the Community College of Philadelphia. The 'Services' tab is highlighted with a red circle. The page lists several services, each with a profile icon, a title, a description, and contact information (phone, email, hours, and location). The services listed are:

- Academic Advising**: Academic Advising is available on each campus and center.
- Academic Advising - Main Campus**:
 - Phone: 215-751-8777
 - Email: advising@ccp.edu
 - Hours: Monday, Thursday and Friday from 9:00 AM - 5:00 PM. Tuesday and Wednesday from 9:00 AM - 7:00 PM.
 - Location: [Bonnell Building, Room BG-12](#)
 - Website: www.ccp.edu/advising
- Academic Advising - Northeast Regional Center**:
 - Phone: 215-972-6372 (please choose option 9 when prompted)
 - Email: advising@ccp.edu
 - Hours: Monday and Tuesday from 9:00 AM - 7:00 PM. Wednesday from 9:00 AM - 5:00 PM.
 - Location: [Northeast Regional Center](#)
 - Website: www.ccp.edu/advising
- Academic Advising - Northwest Regional Center**:
 - Phone: 215-751-8773
 - Email: advising@ccp.edu
 - Hours: Tuesday, Wednesday and Thursday from 10:00 AM - 6:00 PM.
 - Location: [Northwest Regional Center](#)
 - Website: www.ccp.edu/advising
- Meet with and advisor**:
 - Image:
 - Location: West Regional Center description
 - Phone: 267-299-5853
 - Email: advising@ccp.edu
 - Hours: Tuesday, Wednesday and Thursday from 1:00 PM - 7:00 PM.

Services is a catalog of all services and resources available on campus (contact information and hours)

Starfish Connect Referrals

Your instructor may also refer you to:

- Learning Lab
- Counseling
- Advising
- Financial Aid
- Library

Be sure to take follow-up action

How will I know if I have received an Early Alert, Kudo or Referral?

**YOU MUST CHECK YOUR
STARFISH CONNECT DASHBOARD
AND
MY CCP EMAIL
REGULARLY!!***

*** This means at least once a day**

Where else can I go for help if I receive an Early Alert?

- It is important for you to talk with your instructor about the alert. Find out why you received the alert and what you can do to improve.
- Approach your instructor with an openness to learn
- Be open to feedback that can help you succeed
- If you need extra support, visit the Student Success Support Coach in the Office of Student Success Initiatives (S1-19) 215-751-8202, studentsuccess@ccp.edu

How can the Student Success Support Coach help me?

- The coach will conference with you (phone, office visits, etc.)
- An assessment of your immediate needs will be done
- The coach will help you to develop a strategy for improvement including an action plan
- You will be connected with the appropriate College resources/supports
- You will receive follow-up contact

Keep it in Perspective

- If you receive an early alert, it is important to act on it
- Keep in mind that it is information that can help you pass your course
- Receiving an early alert does not affect your financial aid or academic standing
- It is provided to empower you with information
- Remember: Information is Power