THE COMMUNITY COLLEGE OF PHILADELPHIA | 1700 SPRING GARDEN STREET | PHILADELPHIA, PA

WEST BUILDING | FOURTH FLOOR RENOVATIONS

ADDENDUM No 4 | 10 SEPTEMBER 2013

1 2 3 4

REVISIONS

4	9/09/13 ADDENDUM No 4
3	9/09/13 ADDENDUM No 2
2	8/26/13 ADDENDUM No 1
1	8/16/13 ISSUE FOR PERMIT
	8/15/13 ISSUE FOR BID

SEALS

DRAWING SYMBOL LEGEND

SYMBOL DESIGNATIONS

- SECTION NO. / SHEET NO. — SECTION
- ELEVATION NO. / SHEET NO. — ELEVATION
- DETAIL NO. / SHEET NO. — DETAIL
- NOTE
- COLUMN GRID BUBBLE
- WALL TYPE
- BORROWED LIGHT NO.
- SIGN TYPE
- EQUIPMENT TAG
- DOOR NO.

MATERIAL DESIGNATIONS

- CONCRETE
- BRICK
- STEEL
- WOOD BLOCKING
- PLYWOOD
- CONCRETE MASONRY UNIT
- GYPSUM WALLBOARD
- GUNNITE / SHOTCRETE
- EXISTING CONSTRUCTION

DRAWING DESIGNATIONS

- EXISTING WALL TO REMAIN
- EXISTING WALL TO BE DEMOLISHED
- NEW WALL
- EXISTING DOOR TO REMAIN
- EXISTING DOOR TO BE DEMOLISHED
- NEW DOOR

LOCATION MAP - PHILADELPHIA

CCP CAMPUS MAP & SITE UTILIZATION PLAN

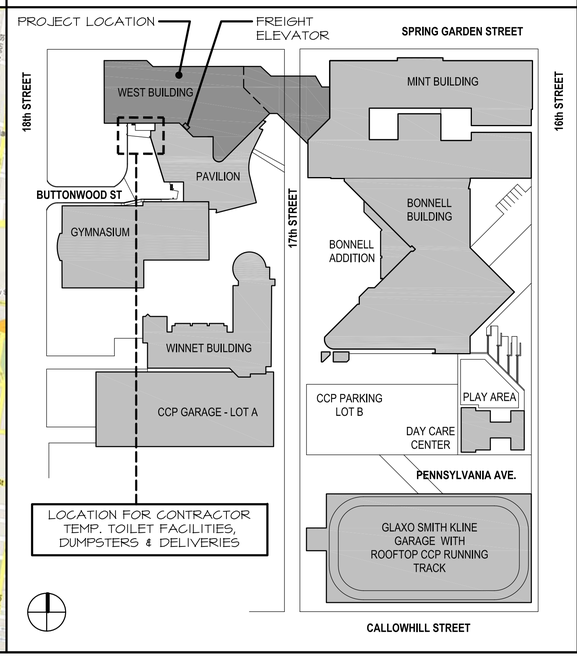

FLOOR DIAGRAM - WEST BUILDING

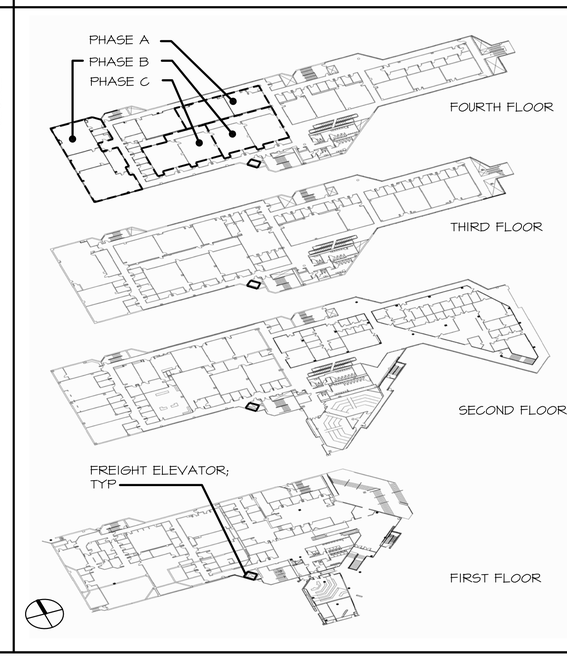

GENERAL NOTES

1. DO NOT SCALE DRAWINGS. USE DIMENSIONS AS NOTED.
2. THE CONTRACTOR SHALL VERIFY ALL DIMENSIONS AND CONDITIONS IN THE FIELD, & IS TO NOTIFY THE ARCHITECT OF ANY DISCREPANCY.
3. THE EXTENT OF SEALANT INSTALLATION INCLUDES, BUT IS NOT LIMITED TO THE DETAILS INDICATED ON THE DRAWINGS. ALL INTERSECTIONS OF DISSIMILAR MATERIALS ARE TO RECEIVE SEALANT UNLESS RECOMMENDED OTHERWISE BY PRODUCT MANUF. INSTALL SEALANT BETWEEN SIMILAR MATERIALS AS SPECIFIED.
4. FIRESTOP ALL FLOOR PENETRATIONS, FIRE RATED SHAFTWAYS, PARTITIONS & ENCLOSURES.
5. THE EXTENT OF PAINTED SURFACES INCLUDES, BUT IS NOT LIMITED TO WHAT IS INDICATED ON THE DRAWINGS.
6. IT IS IMPORTANT TO NOTE THAT THESE PROJECT REQUIREMENTS ARE NOT NECESSARILY STANDARD OR NORMAL FRACTICES IN CONSTRUCTION. SPECIAL PROVISIONS AND EFFORTS IN LAYOUT, FABRICATION, CONSTRUCTION, MEANS AND METHODS, AND THE PROCUREMENT OF NON-STANDARD EQUIPMENT/ APPARATUS MAY BE REQUIRED FOR THE PROPER EXECUTION OF THIS PROJECT.
7. NOTHING IN THE CONTRACT DOCUMENTS, INCLUDING SPECIFICATIONS FROM MANUFACTURER OR SUPPLIERS OVER WHOM THE ARCHITECT HAS NO CONTROL, SHALL BE CONSTRUED TO EXPRESS, IMPLY OR REPRESENT IN ANY WAY THAT THE ARCHITECT IS OFFERING ANY OPINION WHATSOEVER AS TO THE EASE OR DIFFICULTY OF ANY METHODOLOGY WHICH MIGHT BE EMPLOYED BY THE CONTRACTOR IN PERFORMING THE WORK.
8. THE OWNER RECOGNIZES THE FACT THAT THIS PROJECT INVOLVES RENOVATION TO AN EXISTING BUILDING. THE ARCHITECT AND ARCHITECT'S CONSULTANTS SHALL BE RESPONSIBLE FOR WORK DESIGNED BY THE ARCHITECTS AND ARCHITECT'S CONSULTANTS. THE ARCHITECTS AND ARCHITECT'S CONSULTANTS SHALL NOT BE RESPONSIBLE FOR EXISTING OR PRE-EXISTING CONDITIONS OF THE BUILDING OR SITE. THE OWNER ALSO RECOGNIZES THE NEED TO RESERVE CONTINGENCY FUNDS FOR CHANGES REQUIRED TO ADDRESS UNFORESEEN CONDITIONS DISCOVERED AT THE BUILDING ON SITE DURING SELECTIVE DEMOLITION OR CONSTRUCTION OF THIS PROJECT.

ABBREVIATIONS

AB	ANCHOR BOLT
ABV	ABOVE
AC/DR	ACCESS DOOR
ACT	ACOUSTICAL TILE
A/C	AIR CONDITIONING (ER)
ADH	ADHESIVE
ADJ	ADJACENT
AFF	ABOVE FINISH FLOOR
ALUM	ALUMINUM
ALT	ALTERNATE
ANG	ANGLE
ARCH	ARCHITECT (URAL)
@	AT
ASPH	ASPHALT
BACK	SPL BACKSPLASH
B&B	BALLED & BURLAPPED
BD	BOARD
BET	BETWEEN
BIT	BITUMINOUS
BLK	BLOCK
BLK'G	BLOCKING
BLT	BOLT (ED)
BM	BENCH MARK
B.O.	BOTTOM OF
BOT	BOTTOM
BRG	BEARING
BRK	BRICK
BS	BOTH SIDES
BSMT	BASEMENT
B.U.R.	BUILT-UP ROOFING
BW	BOTH WAYS
CAB	CABINET
CB	CATCH BASIN
CEM	CEMENT
CER	CERAMIC
CG	CORNER GUARD
CHBD	CHALKBOARD
C.I.	CAST IRON
C.J.	CONTROL JOINT
CLG	CEILING
CLK'G	CAULKING
CLR	CLEAR
C.M.A.	CONCRETE MASONRY UNIT
COL	COLUMN
CONC	CONCRETE
CONT	CONTINUOUS
CONTR	CONTRACT (OR)
CONTRSK	COUNTERSINK
CORR	CORRIDOR
CORRUG	CORRUGATED
CPR	COPPER
CPT	CARPET
CRS	COURSE
CSMT	CASEMENT
CT	CERAMIC TILE
DET	DETAIL
D.F.	DRINKING FOUNTAIN
D.H.	DOUBLE HUNG
DIA	DIAMETER
DIM	DIMENSION
DN	DOWN
DS	DOWNSPOUT
DPPR'G	DAMPPROOFING
DR(S)	DOOR (S)
DWG	DRAWING
DRN	DRAIN
EA	EACH
ELEC	ELECTRIC (AL)
EL	ELEVATION
ELEV	ELEVATOR
EQ	EQUAL
EST	ESTIMATED
E.W.A.	ELECTRIC WATER COOLER
EXG	EXISTING
EXP. JT.	EXPANSION JOINT
EXT	EXTERIOR
EXTRU	EXTRUDED
F.B.	FACE BRICK
F.D.	FLOOR DRAIN
F.E.	FIRE EXTINGUISHER
F.E.C.	FIRE EXTINGUISHER CABINET
FIN	FINISH (ED)
FLD	FIELD
FL'G	FLASHING
FLR	FLOOR
FPC	FIRE PROTECTION CABINET
FR	FRAME
FRT	FLAME RETARDANT TREATED
FRTG	FIRE RATING
FTG	FOOTING
GA	GAUGE
GALV	GALVANIZED
GEN	GENERAL
GL	GLASS
GR	GRADE
GRNT	GRANITE
GWB	GYPSUM WALLBOARD
H.C.	HOLLOW CORE
HDW	HARDWARE
H.M.	HOLLOW METAL
HORIZ	HORIZONTAL
HT	HEIGHT
I.D.	INSIDE DIAMETER
INSUL	INSULATION
INT	INTERIOR
JST	JOIST
JT	JOINT
LAM	LAMINATED
LBL	LABEL
LMSTN	LIMESTONE
LT	LIGHT
LVR	LOUVER
MANUF	MANUFACTURE (R)
MAT	MATERIAL
MB	MARKER BOARD
M.C.	MINERAL CORE
MET	METAL
MFR	MANUFACTURE (D)
M.O.	MASONRY OPENING
M.R.	MOISTURE-RESISTANT
MRB	MARBLE
MTD	MOUNTED
NEC	NECESSARY
N.I.C.	NOT IN CONTRACT
N.O.	NUMBER
N.C.	NOISE REDUCTION COEFFICIENT
N.T.S.	NOT TO SCALE
O.C.	ON CENTER
O.D.	OUTSIDE DIAMETER
O.H.	OVERHEAD, OPPOSITE HAND
OPG.	OPENING
ORIG.	ORIGINAL
P.C.	PARTICAL BOARD
PERIM	PERIMETER
PLAS	PLASTER
PLYW'D	PLYWOOD
PR	PAIR
PT	POINT
P.T.	PRESSURE-TREATED
PTD	PAINTED
Q.T.	QUARRY TILE
R	RADIUS
RAD	RADIATOR
REBAR	REINFORCING BAR
RECP	RECEPTACLE
REINF	REINFORCED/REINFORCING
REM	REMOVE (D)
REQ'D	REQUIRED
R.O.	ROUGH OPENING
R.W.C.	RAIN WATER CONDUCTOR
SCHED	SCHEDULE
S.C.	SOLID CORE
S.F.	SQUARE FEET
SHT	SHEET
SIM	SIMILAR
SPEC.	SPECIFICATIONS
S.T.C.	SOUND TRANSMISSION CLASS
STD	STANDARD
STL	STEEL
S.S.	STAINLESS STEEL
STR	STRUCTURE (AL)
SUSP	SUSPEND (ED)
TB	TACKBOARD
T.C.S.	TERNE-COATED STAINLESS STEEL
TEMP	TEMPORARY
THK	THICK/THICKNESS
THRES	THRESHOLD
T.O.	TOP OF
TPSL	TOP SOIL
TYP	TYPICAL
U.L.	UNDERWRITERS LABORATORIES
UNO	UNLESS OTHERWISE NOTED
V.B.	VAPOR BARRIER
V.C.T.	VINYL COMPOSITION TILE
VERT	VERTICAL
V.I.F.	VERIFY IN FIELD
V.W.C	VINYL WALL COVERING
W	WITH
WD	WOOD
WDW	WINDOW
WP	WATERPROOFING
W.R.	WATER RESISTANT
WCST	WAINSCOT
W.W.F.	WELDED WIRE FABRIC

FOURTH FLOOR RENOVATIONS
WEST BUILDING RENOVATIONS

Community College of Philadelphia
1700 SPRING GARDEN ST
PHILADELPHIA, PA 19130

UCI Architects, Inc.
Architecture Urban Planning Historic Preservation
1630 Pine Street
Philadelphia, PA 19103

DRAWING TITLE
COVER SHEET AND GENERAL NOTES

DATE MARCH 14, 2013
SCALE ---
DRAWN BY AME
CHECKED BY ASC
PROJECT NUMBER 911
DRAWING NUMBER CL-CS-1

--

© UCI ARCHITECTS, INC. 2013

		8/15/13 - ISSUE FOR BID (1)	8/16/13 - ISSUE FOR PERMIT	8/26/13 - ADDENDUM No 1 (2)	9/03/13 - ADDENDUM No 2 (3)	9/10/13 - ADDENDUM No 4 (4)
GENERAL						
CL-CS-1	COVER SHEET AND GENERAL NOTES	●	●	●	●	●
CL-CS-2	DRAWING LIST	●	●	●	●	●
G-004	FOURTH FLOOR LIFE SAFETY PLAN		●			
ARCHITECTURAL						
CL-AD-004	OVERALL FOURTH FLOOR DEMOLITION PLAN AND PHASE DIAGRAM	●	●			
CL-AD-104.A	FOURTH FLOOR SELECTIVE DEMOLITION PLAN - PHASE A	●	●		●	
CL-AD-104.B	FOURTH FLOOR SELECTIVE DEMOLITION PLAN - PHASE B	●	●		●	
CL-AD-104.C	FOURTH FLOOR SELECTIVE DEMOLITION PLAN - PHASE C	●	●		●	
CL-A-004	OVERALL FOURTH FLOOR PLAN AND PHASE DIAGRAM	●	●			
CL-A-104.A	FOURTH FLOOR PLAN - PHASE A	●	●		●	
CL-A-104.B	FOURTH FLOOR PLAN - PHASE B	●	●		●	
CL-A-104.C	FOURTH FLOOR PLAN - PHASE C	●	●		●	
CL-A-403	THIRD FLOOR REFLECTED CEILING PLAN	●	●			
CL-A-404.A	FOURTH FLOOR REFLECTED CEILING PLAN - PHASE A	●	●			
CL-A-404.B	FOURTH FLOOR REFLECTED CEILING PLAN - PHASE B	●	●			
CL-A-404.C	FOURTH FLOOR REFLECTED CEILING PLAN - PHASE C	●	●			
CL-A-500	INTERIOR ELEVATIONS -CHEM LAB W4-44 & 47	●	●			
CL-A-501	INTERIOR ELEVATIONS -CHEM LAB W4-41	●	●			
CL-A-502	INTERIOR ELEVATIONS -PREP ROOM W4-50	●	●		●	
CL-A-503	INTERIOR ELEVATIONS -INSTRUMENT LAB W4-21	●	●			
CL-A-504	INTERIOR ELEVATIONS -ORGANIC LAB W4-22	●	●		●	
CL-A-505	INTERIOR ELEVATIONS -MULTI-DISCIPLINARY BIOCHEM LAB W4-27	●	●		●	
CL-A-506	INTERIOR ELEVATIONS -PREP ROOM W4-28 & STORAGE W4-29	●	●		●	
CL-A-507	INTERIOR ELEVATIONS -ENGINEERING / ENGINEERING TECHNOLOGY W4-37	●	●		●	
CL-A-508	INTERIOR ELEVATIONS -RESEARCH LAB W4-38	●	●		●	
CL-A-550	TYPICAL CHEM LAB BENCH DETAILS	●	●			
CL-A-551	ACCESSIBLE CHEM LAB BENCH DETAILS	●	●			
CL-A-552	TYPICAL INSTRUCTOR BENCH DETAILS	●	●			
CL-A-553	ORGANIC CHEM & INSTRUMENT LAB BENCH DETAILS	●	●			
CL-A-554	CASEWORK DETAILS	●	●		●	
CL-A-555	CASEWORK DETAILS	●	●			
CL-A-556	BIOCHEM LAB BENCH DETAILS	●	●		●	
CL-A-600	DOOR SCHEDULE & MISC. DETAILS	●	●		●	
CL-A-601	PARTITION TYPES	●	●			
CL-A-610	FINISH SCHEDULE & MISC. DETAILS	●	●			
CL-A-614.A	FOURTH FLOOR FINISH PLAN - PHASE A	●	●			
CL-A-614.B	FOURTH FLOOR FINISH PLAN - PHASE B	●	●			
CL-A-614.C	FOURTH FLOOR FINISH PLAN - PHASE C	●	●			
CL-A-900	FOURTH FLOOR PARTIAL EQUIPMENT PLAN - PHASE A	●	●		●	
CL-A-901	FOURTH FLOOR PARTIAL EQUIPMENT PLAN - PHASE B	●	●		●	
CL-A-902	FOURTH FLOOR PARTIAL EQUIPMENT PLAN - PHASE B	●	●		●	
CL-A-903	FOURTH FLOOR PARTIAL EQUIPMENT PLAN - PHASE C	●	●		●	
MECHANICAL						
CLH-000	HVAC COVER SHEET	●	●			
CLH-001	HVAC SPECIFICATION AND GENERAL NOTES	●	●			
CLH-002	HVAC DETAILS	●	●			
CLH-003	HVAC CONTROL DIAGRAM	●	●			
CLH-004	HVAC SCHEDULES	●	●			
		●	●			
CLH-104.A	CHEMICAL LAB RENOVATION PHASE A HVAC PLANS	●	●			
CLDH-104.B	CHEMICAL LAB RENOVATION PHASE B HVAC DEMOLITION PLAN	●	●			
CLH-104.B	CHEMICAL LAB RENOVATION PHASE B HVAC PLANS	●	●			
CLH-204.B	CHEMICAL LAB RENOVATION PHASE B LAB EXHAUST PLANS	●	●			
CLH-104.C	CHEMICAL LAB RENOVATION PHASE C HVAC PLANS	●	●		●	

		8/15/13 - ISSUE FOR BID (1)	8/16/13 - ISSUE FOR PERMIT	8/26/13 - ADDENDUM No 1 (2)	9/03/13 - ADDENDUM No 2 (3)	9/10/13 - ADDENDUM No 4 (4)
PLUMBING						
CLP-000	FOURTH FLOOR PLUMBING COVER SHEET	●	●		●	
CLP-001	FOURTH FLOOR PLUMBING DETAILS	●	●			
CLP-002	FOURTH FLOOR PLUMBING LAB WASTE RISER DIAGRAM		●		●	
CLP-104.A	CHEMICAL LAB RENOVATION PHASE A PLUMBING WATER PLANS	●	●			
CLP-204.A	CHEMICAL LAB RENOVATION PHASE A PLUMBING WASTE PLANS	●	●			
CLDP-104.B	CHEMICAL LAB RENOVATION PHASE B PLUMBING WATER DEMOLITION PLAN	●	●			
CLP-104.P	CHEMICAL LAB RENOVATION PHASE B PLUMBING WATER PLANS	●	●		●	
CLDP-204.B	CHEMICAL LAB RENOVATION PHASE B PLUMBING WASTE DEMOLITION PLAN	●	●			
CLP-204.B	CHEMICAL LAB RENOVATION PHASE B PLUMBING WASTE PLANS	●	●		●	
CLP-104.C	CHEMICAL LAB RENOVATION PHASE C PLUMBING WATER PLANS	●	●		●	
CLP-204.C	CHEMICAL LAB RENOVATION PHASE C PLUMBING WASTE PLANS	●	●		●	
FIRE PROTECTION						
FP-104A	CHEMICAL LAB RENOVATION PHASE A SPRINKLER PLAN	●	●			
FP-104B	CHEMICAL LAB RENOVATION PHASE B SPRINKLER PLAN	●	●			
FP-104C	CHEMICAL LAB RENOVATION PHASE C SPRINKLER PLAN	●	●			
ELECTRICAL						
CLE-000	ELECTRICAL COVER SHEET	●	●			
CLE-001	ELECTRICAL SPECIFICATION SHEET	●	●		●	
CLE-104.A	CHEMICAL LAB RENOVATION PHASE A ELECTRICAL POWER PLANS	●	●			●
CLE-204.A	CHEMICAL LAB RENOVATION PHASE A ELECTRICAL LIGHTING PLANS	●	●	●		
CLDE-104.B	CHEMICAL LAB RENOVATION PHASE B ELECTRICAL DEMOLITION PLAN	●	●			
CLE-104.B	CHEMICAL LAB RENOVATION PHASE B ELECTRICAL POWER PLAN	●	●	●	●	●
CLE-204.B	CHEMICAL LAB RENOVATION PHASE B ELECTRICAL LIGHTING PLAN	●	●			
CLE-104.C	CHEMICAL LAB RENOVATION PHASE C ELECTRICAL POWER PLANS	●	●	●	●	●
CLE-204.C	CHEMICAL LAB RENOVATION PHASE C ELECTRICAL LIGHTING PLANS	●	●			
CLE-301	ELECTRICAL SINGLE LINE DIAGRAM	●	●			
CLE-401	ELECTRICAL PANEL SCHEDULES	●	●	●		
CLE-402	ELECTRICAL PANEL SCHEDULES	●	●	●		
END OF DWG LIST						

--

REVISIONS

4	9/03/13	ADDENDUM No 4
3	9/03/13	ADDENDUM No 2
2	8/26/13	ADDENDUM No 1
1	8/16/13	ISSUE FOR PERMIT
	8/15/13	ISSUE FOR BID

SEALS

FOURTH FLOOR RENOVATIONS

WEST BUILDING RENOVATIONS

Community College of Philadelphia

1700 SPRING GARDEN ST
PHILADELPHIA, PA 19130

UCI Architects, Inc.
Architecture Urban Planning
Historic Preservation
1630 Pine Street
Philadelphia, PA 19103

DRAWING TITLE
DRAWING LIST

DATE
MARCH 14,2013

SCALE

DRAWN BY
AME

CHECKED BY
ASC

PROJECT NUMBER
911

DRAWING NUMBER
CL-CS-2

© UCI ARCHITECTS, INC. 2013

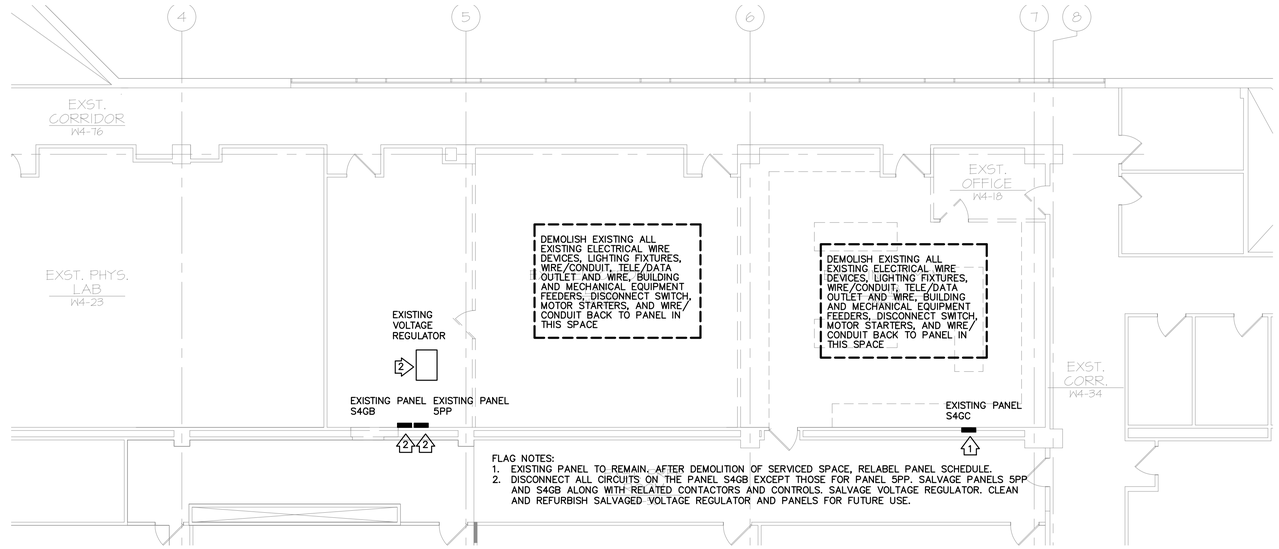

FLAG NOTES:
1. EXISTING PANEL TO REMAIN. AFTER DEMOLITION OF SERVICED SPACE, RELABEL PANEL SCHEDULE.
2. DISCONNECT ALL CIRCUITS ON THE PANEL S4GB EXCEPT THOSE FOR PANEL 5PP. SALVAGE PANELS 5PP AND S4GB ALONG WITH RELATED CONTACTORS AND CONTROLS. SALVAGE VOLTAGE REGULATOR. CLEAN AND REFURBISH SALVAGED VOLTAGE REGULATOR AND PANELS FOR FUTURE USE.

1 CHEMICAL LAB PHASE A ELECTRICAL DEMOLITION PLAN

SCALE: 1/8"=1'-0"

0 2' 4' 8'

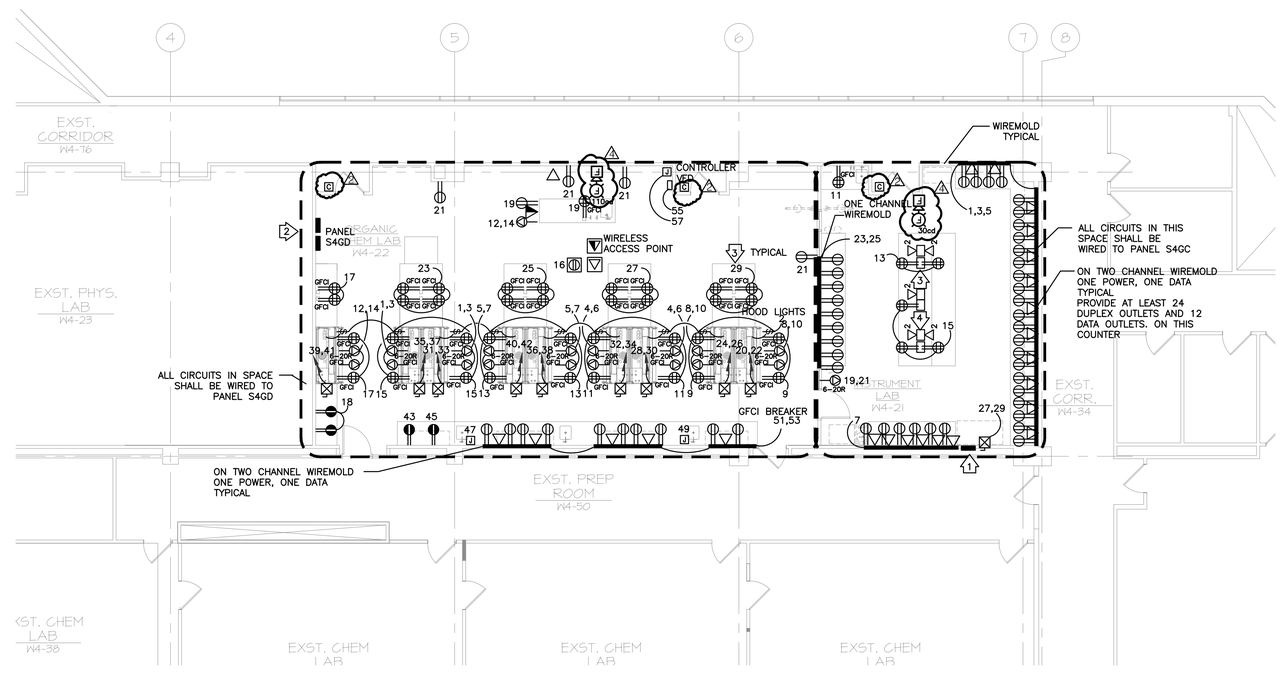

FLAG NOTES:
1. NEW PANEL TO REPLACE EXISTING PANEL WITH NEW FEEDERS. REFER TO SINGLE LINE DIAGRAM FOR NEW FEEDER SIZE AND SOURCE.
2. REPLACED EXISTING PANEL WITH NEW PANEL AS SCHEDULED. INSTALL NEW PANEL ON NEW LOCATION. EXTEND EXISTING FEEDER.
3. TOMBSTONE BOX ON BENCH WITH DOUBLE SIDE OPENING TO FIT TWO QUADRAPLEX RECPTS, TYPICAL FOR BENCH TOP RECPTS.
4. TOMBSTONE BOX ON BENCH WITH DOUBLE SIDE OPENING TO FIT TWO DATA OUTLET, TYPICAL FOR BENCH TOP DATA OUTLETS.

TELE/DATA NOTES:
1. REFER TO COVERSHEET FOR IT/TELE/COMM/CARD READER CABLING REQUIREMENT. CONTRACTOR SHALL HOME RUN REQUIRED CABLE(S) FROM DEVICE(S) TO IT ROOMAND LEAVE 10-FEET LOOP OF CABLE NEATLY COILED BEHIND PROPOSED MDF RACK. TYPED OUTLET IDENTIFICATION LABEL.

FIRE ALARM SYSTEM NOTES:
1. FIRE ALARM SYSTEM SHOWN ON THIS DOCUMENTS IS TO PROVIDE GENERAL MINIMUM SCOPE OF WORK FOR PRICING AND BIDDING. CONTRACTOR MUST PROVIDE SUFFICIENT DEVICES REQUIRED BY CURRENT CODE AND SCHOOL STANDARD.
2. THE FIRE ALARM DEVICES SHOWN ON THIS DRAWING ARE NEW DEVICES TO BE CONNECTED TO EXISTING BUILDING FIRE ALARM SYSTEM. CONTRACTOR SHALL PROVIDE EXTENSION MODULE AS REQUIRED TO EXISTING FIRE ALARM CONTROL PANEL.
3. CONTRACTOR MUST VISIT SITE BEFORE BID AND REVIEW ARCHITECTURAL DRAWING. BID PRICE MUST INCLUDE ALL NECESSARY COST FOR PROVIDING CODE COMPLIED SYSTEM.
4. INSTALLER MUST BE CERTIFIED SYSTEM INSTALLER PER EXISTING FIRE ALARM SYSTEM MANUFACTURER.
5. CONTRACTOR SHALL PROVIDE WIRING DIAGRAM, WIRE AND BATTERY CALCULATIONS IN SHOP DRAWINGS FOR PERMIT APPLICATION.

2 CHEMICAL LAB PHASE A ELECTRICAL POWER PLAN

SCALE: 1/8"=1'-0"

0 2' 4' 8'

REVISIONS

9/10/13 ADDENDUM #4 4
9/3/13 ADDENDUM #2 2
8/26/13 ADDENDUM #1 1
8/16/13 ISSUE FOR PERMIT
8/15/13 ISSUE FOR BID

SEALS

COMMONWEALTH OF PENNSYLVANIA
REGISTERED PROFESSIONAL
YONGZHONG JIA
ENGINEER
NO.PE060355

FOURTH FLOOR RENOVATIONS

(WEST BUILDING RENOVATION)

COMMUNITY COLLEGE OF PHILADELPHIA

1700 SPRING GARDEN STREET, PHILADELPHIA, PA 19130

urban technology inc
Mechanical-Electrical-Plumbing
Fire protection
Consulting Engineers

P: 215-536-0808 F: 215-689-0936
231 Tollgate Road
Quakertown, PA 18951
www.utengineers.com

UCI Architects, Inc.
Architecture Urban Planning
Historic Preservation
1630 Pine Street
Philadelphia, PA 19103

DRAWING TITLE

CHEMICAL LAB RENOVATION PHASE A ELECTRICAL POWER PLANS

DATE 8/11/2013

SCALE AS NOTED

DRAWN BY

CHECKED BY

PROJECT NUMBER 911

DRAWING NUMBER CLE-104.A

© UCI ARCHITECTS, INC. 2012

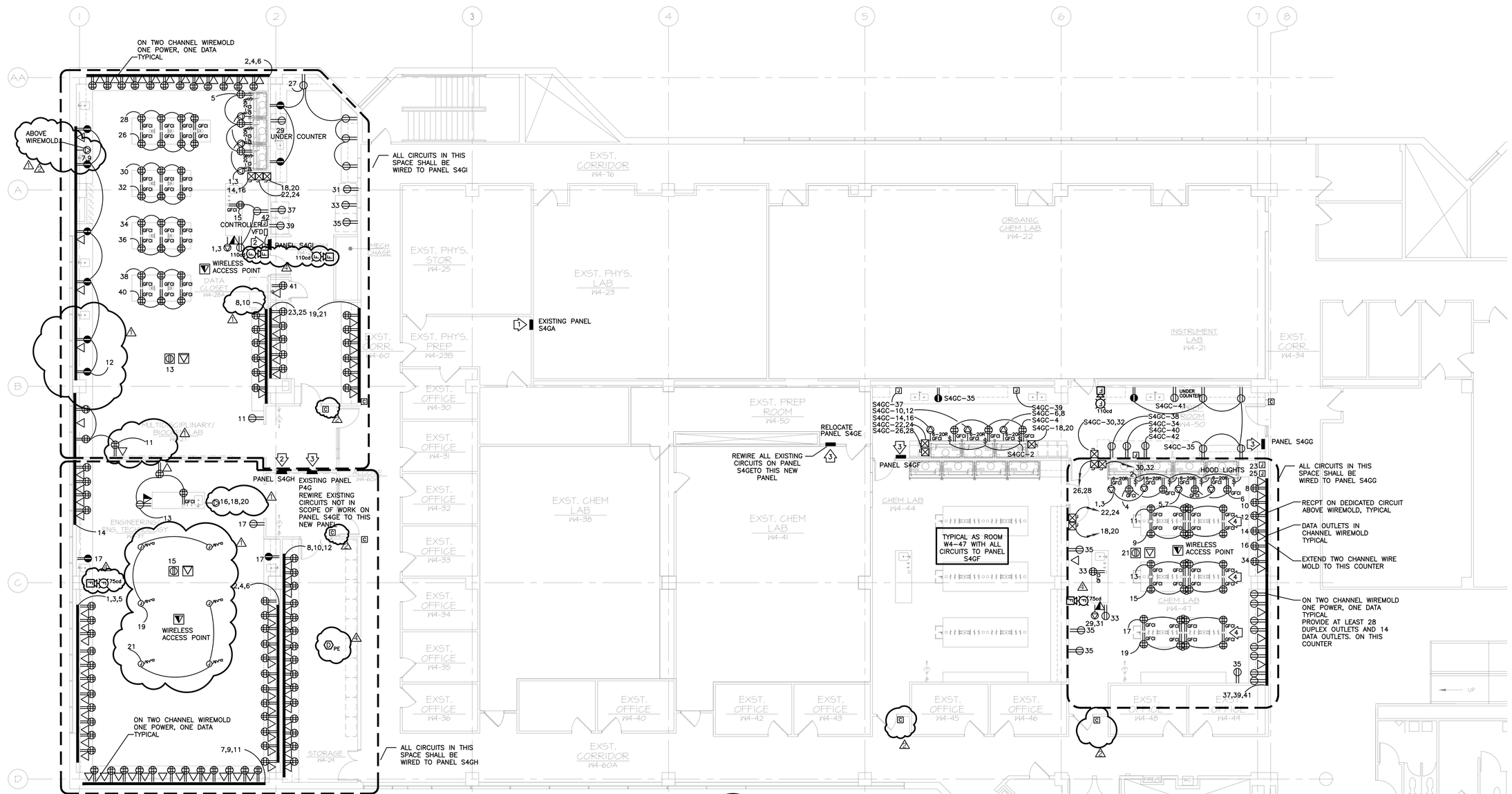

FLAG NOTES:
1. EXISTING PANELS.
2. NEW PANELS REFER TO SINGLE LINE DIAGRAM
3. REPLACED EXISTING PANEL WITH NEW PANEL AS SCHEDULED. INSTALL NEW PANEL ON NEW LOCATION. EXTEND EXISTING FEEDER.
4. TOMBSTONE BOX ON BENCH WITH DOUBLE SIDE OPENING TO FIT TWO QUADRAPLEX RECPTS, TYPICAL FOR BENCH TOP RECPTS.

TELE/DATA NOTES:
1. REFER TO COVERSHEET FOR IT/TELE/COMM/CARD READER CABLING REQUIREMENT. CONTRACTOR SHALL HOME RUN REQUIRED CABLE(S) FROM DEVICE(S) TO IT ROOMAND LEAVE 10-FEET LOOP OF CABLE NEATLY COILED BEHIND PROPOSED MDF RACK. TIRED OUTLET IDENTIFICATION LABEL.

FIRE ALARM SYSTEM NOTES:
1. FIRE ALARM SYSTEM SHOWN ON THIS DOCUMENTS IS TO PROVIDE GENERAL MINIMUM SCOPE OF WORK FOR PRICING AND BIDDING. CONTRACTOR MUST PROVIDE SUFFICIENT DEVICES REQUIRED BY CURRENT CODE AND SCHOOL STANDARD.
2. THE FIRE ALARM DEVICES SHOWN ON THIS DRAWING ARE NEW DEVICES TO BE CONNECTED TO EXISTING BUILDING FIRE ALARM SYSTEM. CONTRACTOR SHALL PROVIDE EXTENSION MODULE AS REQUIRED TO EXISTING FIRE ALARM CONTROL PANEL.
3. CONTRACTOR MUST VISIT SITE BEFORE BID AND REVIEW ARCHITECTURAL DRAWING. BID PRICE MUST INCLUDE ALL NECESSARY COST FOR PROVIDING CODE COMPLIED SYSTEM.
4. INSTALLER MUST BE CERTIFIED SYSTEM INSTALLER PER EXISTING FIRE ALARM SYSTEM MANUFACTURER.
5. CONTRACTOR SHALL PROVIDE WIRING DIAGRAM, WIRE AND BATTERY CALCULATIONS IN SHOP DRAWINGS FOR PERMIT APPLICATION.

PROVIDE QUADRAPLEX RECEPTACLE – 125V,2P,3W AT END, TYPICAL

1 CHEMICAL LAB PHASE B ELECTRICAL POWER PLAN

SCALE: 1/8"=1'-0"

0 2' 4' 8'

REVISIONS

9/10/13 ADDENDUM #4 4
9/3/13 ADDENDUM #2 2
8/26/13 ADDENDUM #1 1
8/16/13 ISSUE FOR PERMIT
8/15/13 ISSUE FOR BID

SEALS

COMMONWEALTH OF PENNSYLVANIA
REGISTERED PROFESSIONAL
YONGZHONG JIA
ENGINEER
NO.PE060355

FOURTH FLOOR RENOVATIONS

(WEST BUILDING RENOVATION)

COMMUNITY COLLEGE OF PHILADELPHIA

1700 SPRING GARDEN STREET, PHILADELPHIA, PA 19130

urban technology inc
Mechanical-Electrical-Plumbing
Fire protection
Consulting Engineers
P: 215-536-0808 F: 215-689-0936
231 Tollgate Road
Quakertown, PA 18951
www.utengineers.com

UCI Architects, Inc.
Architecture Urban Planning
Historic Preservation
1630 Pine Street
Philadelphia, PA 19103

DRAWING TITLE
CHEMICAL LAB RENOVATION PHASE B ELECTRICAL POWER PLAN

DATE 8/11/2013

SCALE AS NOTED

DRAWN BY

CHECKED BY

PROJECT NUMBER 911

DRAWING NUMBER CLE-104.B

© UCI ARCHITECTS, INC. 2012

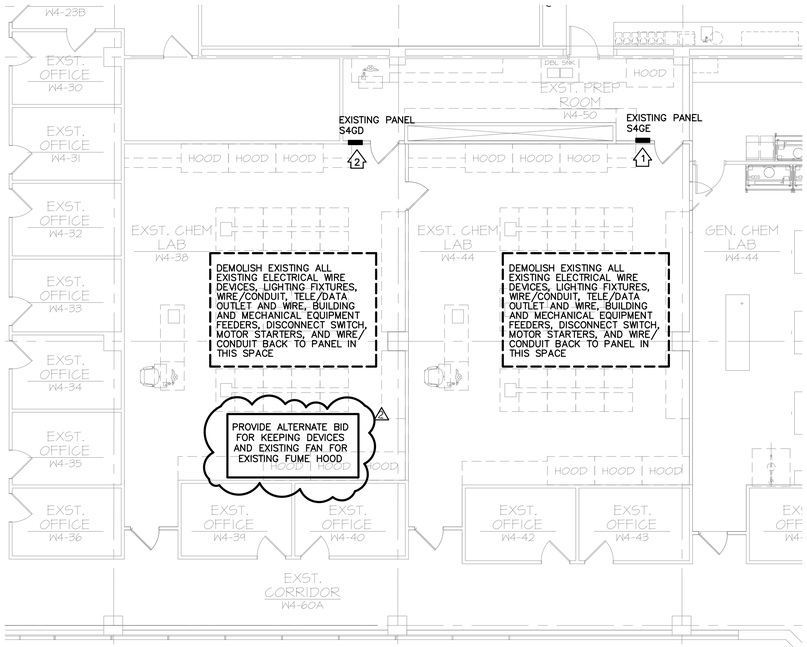

FLAG NOTES:
1. EXISTING PANEL TO REMAIN. AFTER DEMOLITION OF SERVICED SPACE, RELABEL PANEL SCHEDULE.
2. EXISTING PANEL TO BE REPLACED.

1 CHEMICAL LAB PHASE C ELECTRICAL DEOMLITION PLAN

SCALE: 1/8"=1'-0"

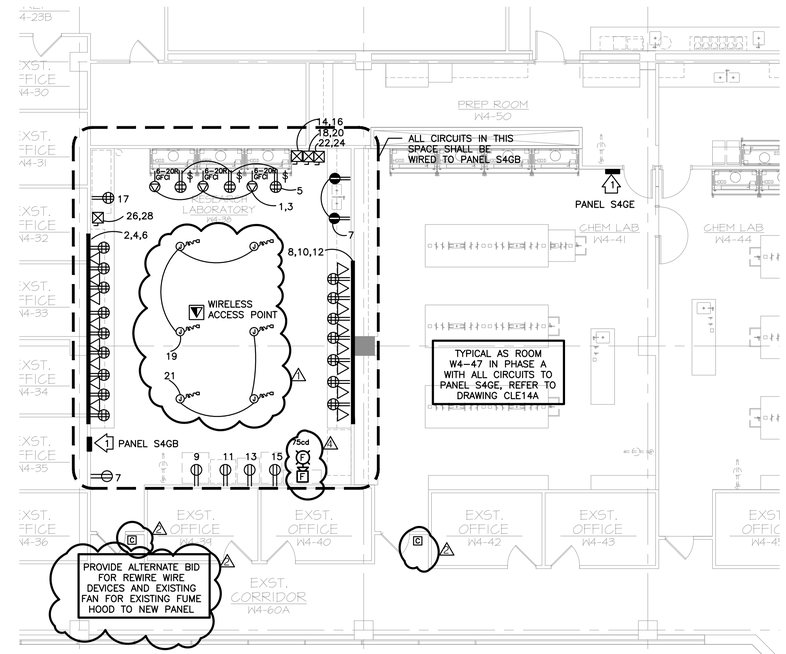

FLAG NOTES:
1. REPLACED EXISTING PANEL WITH NEW PANEL AS SCHEDULED. INSTALL NEW PANEL ON NEW LOCATION. EXTEND EXISTING FEEDER.

TELE/DATA NOTES:
1. REFER TO COVERSHEET FOR IT/TELE/COMM/CARD READER CABLING REQUIREMENT. CONTRACTOR SHALL HOME RUN REQUIRED CABLE(S) FROM DEVICE(S) TO IT ROOMAND LEAVE 10-FEET LOOP OF CABLE NEATLY COILED BEHIND PROPOSED MDF RACK. TYPED OUTLET IDENTIFICATION LABEL.

PROVIDE QUADRAPLEX RECEPTACLE – 125V,2P,3W AT END, TYPICAL

FIRE ALARM SYSTEM NOTES:
1. FIRE ALARM SYSTEM SHOWN ON THIS DOCUMENTS IS TO PROVIDE GENERAL MINIMUM SCOPE OF WORK FOR PRICING AND BIDDING. CONTRACTOR MUST PROVIDE SUFFICIENT DEVICES REQUIRED BY CURRENT CODE AND SCHOOL STANDARD.
2. THE FIRE ALARM DEVICES SHOWN ON THIS DRAWING ARE NEW DEVICES TO BE CONNECTED TO EXISTING BUILDING FIRE ALARM SYSTEM. CONTRACTOR SHALL PROVIDE EXTENSION MODULE AS REQUIRED TO EXISTING FIRE ALARM CONTROL PANEL.
3. CONTRACTOR MUST VISIT SITE BEFORE BID AND REVIEW ARCHITECTURAL DRAWING. BID PRICE MUST INCLUDE ALL NECESSARY COST FOR PROVIDING CODE COMPLIED SYSTEM.
4. INSTALLER MUST BE CERTIFIED SYSTEM INSTALLER PER EXISTING FIRE ALARM SYSTEM MANUFACTURER.
5. CONTRACTOR SHALL PROVIDE WIRING DIAGRAM, WIRE AND BATTERY CALCULATIONS IN SHOP DRAWINGS FOR PERMIT APPLICATION.

2 CHEMICAL LAB PHASE C ELECTRICAL POWER PLAN

SCALE: 1/8"=1'-0"

REVISIONS

9/10/13 ADDENDUM #4 4
9/3/13 ADDENDUM #2 2
8/26/13 ADDENDUM #1 1
8/16/13 ISSUE FOR PERMIT
8/15/13 ISSUE FOR BID

SEALS

COMMONWEALTH OF PENNSYLVANIA
REGISTERED PROFESSIONAL
YONGZHONG JIA
ENGINEER
NO.PE060355

FOURTH FLOOR RENOVATIONS

(WEST BUILDING RENOVATION)

COMMUNITY COLLEGE OF PHILADELPHIA

1700 SPRING GARDEN STREET, PHILADELPHIA, PA 19130

urban technology inc
Mechanical-Electrical-Plumbing
Fire protection
Consulting Engineers
P: 215-536-0808 F: 215-689-0936
231 Tollgate Road
Quakertown, PA 18951
www.utengineers.com

UCI Architects, Inc.
Architecture Urban Planning
Historic Preservation
1630 Pine Street
Philadelphia, PA 19103

DRAWING TITLE

CHEMICAL LAB RENOVATION ELECTRICAL POWER PHASE C PLANS

DATE 8/11/2013

SCALE AS NOTED

DRAWN BY

CHECKED BY

PROJECT NUMBER 911

DRAWING NUMBER CLE-104.C

© UCI ARCHITECTS, INC. 2012