THE COMMUNITY COLLEGE OF PHILADELPHIA | 1700 SPRING GARDEN STREET | PHILADELPHIA, PA

WEST BUILDING | FOURTH FLOOR RENOVATIONS

ADDENDUM No 1 | 26 AUGUST 2013

REVISIONS

2	8/26/13 ADDENDUM No 1
1	8/16/13 ISSUE FOR PERMIT
	8/15/13 ISSUE FOR BID

DRAWING SYMBOL LEGEND

SYMBOL DESIGNATIONS

- SECTION NO. / SHEET NO. — SECTION — NOTE
- ELEVATION NO. / SHEET NO. — ELEVATION — NOTE
- DETAIL NO. / SHEET NO. — DETAIL — NOTE
- COLUMN GRID BUBBLE
- WALL TYPE
- BORROWED LIGHT NO.
- SIGN TYPE
- EQUIPMENT TAG
- DOOR NO.

MATERIAL DESIGNATIONS

- CONCRETE
- BRICK
- STEEL
- WOOD BLOCKING
- PLYWOOD
- CONCRETE MASONRY UNIT
- GYPSUM WALLBOARD
- GUNNITE / SHOTCRETE
- EXISTING CONSTRUCTION

DRAWING DESIGNATIONS

- EXISTING WALL TO REMAIN
- EXISTING WALL TO BE DEMOLISHED
- NEW WALL
- EXISTING DOOR TO REMAIN
- EXISTING DOOR TO BE DEMOLISHED
- NEW DOOR

LOCATION MAP - PHILADELPHIA

CCP CAMPUS MAP & SITE UTILIZATION PLAN

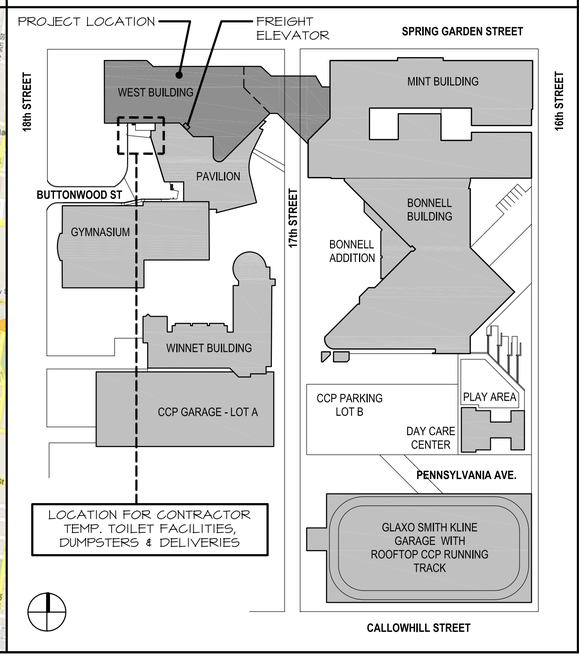

FLOOR DIAGRAM - WEST BUILDING

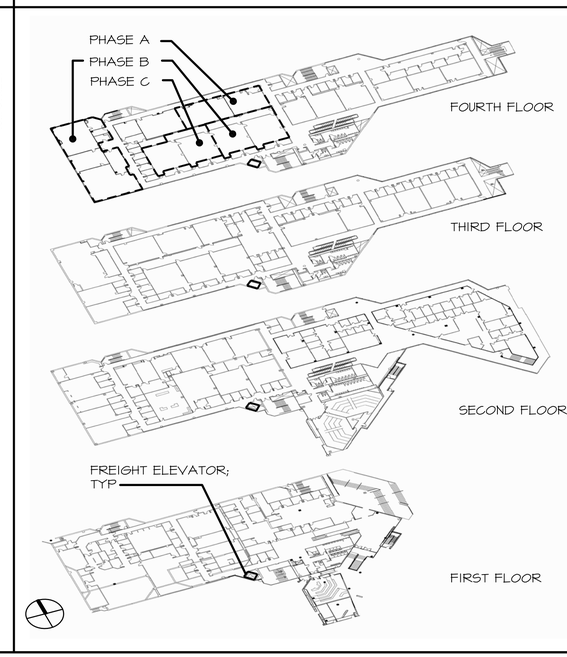

GENERAL NOTES

1. DO NOT SCALE DRAWINGS. USE DIMENSIONS AS NOTED.
2. THE CONTRACTOR SHALL VERIFY ALL DIMENSIONS AND CONDITIONS IN THE FIELD, & IS TO NOTIFY THE ARCHITECT OF ANY DISCREPANCY.
3. THE EXTENT OF SEALANT INSTALLATION INCLUDES, BUT IS NOT LIMITED TO THE DETAILS INDICATED ON THE DRAWINGS. ALL INTERSECTIONS OF DISSIMILAR MATERIALS ARE TO RECEIVE SEALANT UNLESS RECOMMENDED OTHERWISE BY PRODUCT MANUF. INSTALL SEALANT BETWEEN SIMILAR MATERIALS AS SPECIFIED.
4. FIRESTOP ALL FLOOR PENETRATIONS, FIRE RATED SHAFTWAYS, PARTITIONS & ENCLOSURES.
5. THE EXTENT OF PAINTED SURFACES INCLUDES, BUT IS NOT LIMITED TO WHAT IS INDICATED ON THE DRAWINGS.
6. IT IS IMPORTANT TO NOTE THAT THESE PROJECT REQUIREMENTS ARE NOT NECESSARILY STANDARD OR NORMAL FRACTICES IN CONSTRUCTION. SPECIAL PROVISIONS AND EFFORTS IN LAYOUT, FABRICATION, CONSTRUCTION, MEANS AND METHODS, AND THE PROCUREMENT OF NON-STANDARD EQUIPMENT/ APPARATUS MAY BE REQUIRED FOR THE PROPER EXECUTION OF THIS PROJECT.
7. NOTHING IN THE CONTRACT DOCUMENTS, INCLUDING SPECIFICATIONS FROM MANUFACTURER OR SUPPLIERS OVER WHOM THE ARCHITECT HAS NO CONTROL, SHALL BE CONSTRUED TO EXPRESS, IMPLY OR REPRESENT IN ANY WAY THAT THE ARCHITECT IS OFFERING ANY OPINION WHATSOEVER AS TO THE EASE OR DIFFICULTY OF ANY METHODOLOGY WHICH MIGHT BE EMPLOYED BY THE CONTRACTOR IN PERFORMING THE WORK.
8. THE OWNER RECOGNIZES THE FACT THAT THIS PROJECT INVOLVES RENOVATION TO AN EXISTING BUILDING. THE ARCHITECT AND ARCHITECT'S CONSULTANTS SHALL BE RESPONSIBLE FOR WORK DESIGNED BY THE ARCHITECTS AND ARCHITECT'S CONSULTANTS. THE ARCHITECTS AND ARCHITECT'S CONSULTANTS SHALL NOT BE RESPONSIBLE FOR EXISTING OR PRE-EXISTING CONDITIONS OF THE BUILDING OR SITE. THE OWNER ALSO RECOGNIZES THE NEED TO RESERVE CONTINGENCY FUNDS FOR CHANGES REQUIRED TO ADDRESS UNFORESEEN CONDITIONS DISCOVERED AT THE BUILDING ON SITE DURING SELECTIVE DEMOLITION OR CONSTRUCTION OF THIS PROJECT.

ABBREVIATIONS

AB	ANCHOR BOLT
ABV	ABOVE
AC/DR	ACCESS DOOR
ACT	ACOUSTICAL TILE
A/C	AIR CONDITIONING (ER)
ADH	ADHESIVE
ADJ	ADJACENT
AFF	ABOVE FINISH FLOOR
ALUM	ALUMINUM
ALT	ALTERNATE
ANG	ANGLE
ARCH	ARCHITECT (URAL)
@	AT
ASPH	ASPHALT
BACK	SPL BACKSPLASH
B&B	BALLED & BURLAPPED
BD	BOARD
BET	BETWEEN
BIT	BITUMINOUS
BLK	BLOCK
BLK'G	BLOCKING
BLT	BOLT (ED)
BM	BENCH MARK
B.O.	BOTTOM OF
BOT	BOTTOM
BRG	BEARING
BRK	BRICK
BS	BOTH SIDES
BSMT	BASEMENT
B.U.R.	BUILT-UP ROOFING
BW	BOTH WAYS
CAB	CABINET
CB	CATCH BASIN
CEM	CEMENT
CER	CERAMIC
CG	CORNER GUARD
CHBD	CHALKBOARD
C.I.	CAST IRON
C.J.	CONTROL JOINT
CLG	CEILING
CLK'G	CAULKING
CLR	CLEAR
C.M.A.	CONCRETE MASONRY UNIT
COL	COLUMN
CONC	CONCRETE
CONT	CONTINUOUS
CONTR	CONTRACT (OR)
CONTRSK	COUNTERSINK
CORR	CORRIDOR
CORRUG	CORRUGATED
CPR	COPPER
CPT	CARPET
CRS	COURSE
CSMT	CASEMENT
CT	CERAMIC TILE
DET	DETAIL
D.F.	DRINKING FOUNTAIN
D.H.	DOUBLE HUNG
DIA	DIAMETER
DIM	DIMENSION
DN	DOWN
DS	DOWNSPOUT
DPPR'G	DAMPPROOFING
DR(S)	DOOR (S)
DWG	DRAWING
DRN	DRAIN
EA	EACH
ELEC	ELECTRIC (AL)
EL	ELEVATION
ELEV	ELEVATOR
EQ	EQUAL
EST	ESTIMATED
E.W.A.	ELECTRIC WATER COOLER
EXG	EXISTING
EXP. JT.	EXPANSION JOINT
EXT	EXTERIOR
EXTRU	EXTRUDED
F.B.	FACE BRICK
F.D.	FLOOR DRAIN
F.E.	FIRE EXTINGUISHER
F.E.C.	FIRE EXTINGUISHER CABINET
FIN	FINISH (ED)
FLD	FIELD
FL'G	FLASHING
FLR	FLOOR
FPC	FIRE PROTECTION CABINET
FR	FRAME
FRT	FLAME RETARDANT TREATED
FRTG	FIRE RATING
FTG	FOOTING
GA	GAUGE
GALV	GALVANIZED
GEN	GENERAL
GL	GLASS
GR	GRADE
GRNT	GRANITE
GWB	GYPSUM WALLBOARD
H.C.	HOLLOW CORE
HDW	HARDWARE
H.M.	HOLLOW METAL
HORIZ	HORIZONTAL
HT	HEIGHT
I.D.	INSIDE DIAMETER
INSUL	INSULATION
INT	INTERIOR
JST	JOIST
JT	JOINT
LAM	LAMINATED
LBL	LABEL
LMSTN	LIMESTONE
LT	LIGHT
LVR	LOUVER
MANUF	MANUFACTURE (R)
MAT	MATERIAL
MB	MARKER BOARD
M.C.	MINERAL CORE
MET	METAL
MFR	MANUFACTURE (D)
M.O.	MASONRY OPENING
M.R.	MOISTURE-RESISTANT
MRB	MARBLE
MTD	MOUNTED
NEC	NECESSARY
N.I.C.	NOT IN CONTRACT
N.O.	NUMBER
N.C.	NOISE REDUCTION COEFFICIENT
N.T.S.	NOT TO SCALE
O.C.	ON CENTER
O.D.	OUTSIDE DIAMETER
O.H.	OVERHEAD, OPPOSITE HAND
OPG.	OPENING
ORIG.	ORIGINAL
P.C.	PARTICAL BOARD
PERIM	PERIMETER
PLAS	PLASTER
PLY'W'D	PLYWOOD
PR	PAIR
PT	POINT
P.T.	PRESSURE-TREATED
PTD	PAINTED
Q.T.	QUARRY TILE
R	RADIUS
RAD	RADIATOR
REBAR	REINFORCING BAR
RECP	RECEPTACLE
REINF	REINFORCED/REINFORCING
REM	REMOVE (D)
REQ'D	REQUIRED
R.O.	ROUGH OPENING
R.W.C.	RAIN WATER CONDUCTOR
SCHED	SCHEDULE
S.C.	SOLID CORE
S.F.	SQUARE FEET
SHT	SHEET
SIM	SIMILAR
SPEC.	SPECIFICATIONS
S.T.C.	SOUND TRANSMISSION CLASS
STD	STANDARD
STL	STEEL
S.S.	STAINLESS STEEL
STR	STRUCTURE (AL)
SUSP	SUSPEND (ED)
TB	TACKBOARD
T.C.S.	TERNE-COATED STAINLESS STEEL
TEMP	TEMPORARY
THK	THICK/THICKNESS
THRES	THRESHOLD
T.O.	TOP OF
TPSL	TOP SOIL
TYP	TYPICAL
U.L.	UNDERWRITERS LABORATORIES
UNO	UNLESS OTHERWISE NOTED
V.B.	VAPOR BARRIER
V.C.T.	VINYL COMPOSITION TILE
VERT	VERTICAL
V.I.F.	VERIFY IN FIELD
V.W.C	VINYL WALL COVERING
W	WITH
WD	WOOD
WDW	WINDOW
WP	WATERPROOFING
W.R.	WATER RESISTANT
WCST	WAINSCOT
W.W.F.	WELDED WIRE FABRIC

SEALS

FOURTH FLOOR RENOVATIONS
WEST BUILDING RENOVATIONS

Community College of Philadelphia
1700 SPRING GARDEN ST
PHILADELPHIA, PA 19130

UCI Architects, Inc.
Architecture Urban Planning Historic Preservation
1630 Pine Street
Philadelphia, PA 19103

DRAWING TITLE: COVER SHEET AND GENERAL NOTES

DATE: MARCH 14, 2013

SCALE: ---

DRAWN BY: AME

CHECKED BY: ASC

PROJECT NUMBER: 911

DRAWING NUMBER: CL-CS-1

PLOTTED: 8/26/2013 2:37 PM BY: ALEX COLL

© UCI ARCHITECTS, INC. 2013

		1 8/15/13 - ISSUE FOR BID	2 8/16/13 - ISSUE FOR PERMIT	3 8/26/13 - ADDENDUM No 1
GENERAL				
CL-CS-1	COVER SHEET AND GENERAL NOTES	●	●	●
CL-CS-2	DRAWING LIST	●	●	●
G-004	FOURTH FLOOR LIFE SAFETY PLAN		●	
ARCHITECTURAL				
CL-AD-004	OVERALL FOURTH FLOOR DEMOLITION PLAN AND PHASE DIAGRAM	●	●	
CL-AD-104.A	FOURTH FLOOR SELECTIVE DEMOLITION PLAN - PHASE A	●	●	
CL-AD-104.B	FOURTH FLOOR SELECTIVE DEMOLITION PLAN - PHASE B	●	●	
CL-AD-104.C	FOURTH FLOOR SELECTIVE DEMOLITION PLAN - PHASE C	●	●	
CL-A-004	OVERALL FOURTH FLOOR PLAN AND PHASE DIAGRAM	●	●	
CL-A-104.A	FOURTH FLOOR PLAN - PHASE A	●	●	
CL-A-104.B	FOURTH FLOOR PLAN - PHASE B	●	●	
CL-A-104.C	FOURTH FLOOR PLAN - PHASE C	●	●	
CL-A-403	THIRD FLOOR REFLECTED CEILING PLAN	●	●	
CL-A-404.A	FOURTH FLOOR REFLECTED CEILING PLAN - PHASE A	●	●	
CL-A-404.B	FOURTH FLOOR REFLECTED CEILING PLAN - PHASE B	●	●	
CL-A-404.C	FOURTH FLOOR REFLECTED CEILING PLAN - PHASE C	●	●	
CL-A-500	INTERIOR ELEVATIONS -CHEM LAB W4-44 & 47	●	●	
CL-A-501	INTERIOR ELEVATIONS -CHEM LAB W4-41	●	●	
CL-A-502	INTERIOR ELEVATIONS -PREP ROOM W4-50	●	●	
CL-A-503	INTERIOR ELEVATIONS -INSTRUMENT LAB W4-21	●	●	
CL-A-504	INTERIOR ELEVATIONS -ORGANIC LAB W4-22	●	●	
CL-A-505	INTERIOR ELEVATIONS -MULTI-DISCIPLINARY BIOCHEM LAB W4-27	●	●	
CL-A-506	INTERIOR ELEVATIONS -PREP ROOM W4-28 & STORAGE W4-29	●	●	
CL-A-507	INTERIOR ELEVATIONS -ENGINEERING / ENGINEERING TECHNOLOGY W4-37	●	●	
CL-A-508	INTERIOR ELEVATIONS -RESEARCH LAB W4-38	●	●	
CL-A-550	TYPICAL CHEM LAB BENCH DETAILS		●	
CL-A-551	ACCESSIBLE CHEM LAB BENCH DETAILS		●	
CL-A-552	TYPICAL INSTRUCTOR BENCH DETAILS		●	
CL-A-553	ORGANIC CHEM & INSTRUMENT LAB BENCH DETAILS		●	
CL-A-554	CASEWORK DETAILS		●	
CL-A-555	CASEWORK DETAILS		●	
CL-A-556	BIOCHEM LAB BENCH DETAILS		●	
CL-A-600	DOOR SCHEDULE & MISC. DETAILS		●	
CL-A-601	PARTITION TYPES		●	
CL-A-610	FINISH SCHEDULE & MISC. DETAILS		●	
CL-A-614.A	FOURTH FLOOR FINISH PLAN - PHASE A		●	
CL-A-614.B	FOURTH FLOOR FINISH PLAN - PHASE B		●	
CL-A-614.C	FOURTH FLOOR FINISH PLAN - PHASE C		●	
CL-A-900	FOURTH FLOOR PARTIAL EQUIPMENT PLAN - PHASE A		●	
CL-A-901	FOURTH FLOOR PARTIAL EQUIPMENT PLAN - PHASE B		●	
CL-A-902	FOURTH FLOOR PARTIAL EQUIPMENT PLAN - PHASE B		●	
CL-A-903	FOURTH FLOOR PARTIAL EQUIPMENT PLAN - PHASE C		●	
MECHANICAL				
CLH-000	HVAC COVER SHEET		●	
CLH-001	HVAC SPECIFICATION AND GENERAL NOTES		●	
CLH-002	HVAC DETAILS		●	
CLH-003	HVAC CONTROL DIAGRAM		●	
CLH-004	HVAC SCHEDULES	○	●	
		●	●	
CLH-104.A	CHEMICAL LAB RENOVATION PHASE A HVAC PLANS	●	●	
CLDH-104.B	CHEMICAL LAB RENOVATION PHASE B HVAC DEMOLITION PLAN	●	●	
CLH-104.B	CHEMICAL LAB RENOVATION PHASE B HVAC PLANS	●	●	
CLH-204.B	CHEMICAL LAB RENOVATION PHASE B LAB EXHAUST PLANS	●	●	
CLH-104.C	CHEMICAL LAB RENOVATION PHASE C HVAC PLANS	●	●	

		1 8/15/13 - ISSUE FOR BID	2 8/16/13 - ISSUE FOR PERMIT	3 8/26/13 - ADDENDUM No 1
PLUMBING				
CLP-000	FOURTH FLOOR PLUMBING COVER SHEET	●	●	
CLP-001	FOURTH FLOOR PLUMBING DETAILS	●	●	
CLP-002	FOURTH FLOOR PLUMBING LAB WASTE RISER DIAGRAM		●	
CLP-104.A	CHEMICAL LAB RENOVATION PHASE A PLUMBING WATER PLANS	●	●	
CLP-204.A	CHEMICAL LAB RENOVATION PHASE A PLUMBING WASTE PLANS	●	●	
CLDP-104.B	CHEMICAL LAB RENOVATION PHASE B PLUMBING WATER DEMOLITION PLAN	●	●	
CLP-104.P	CHEMICAL LAB RENOVATION PHASE B PLUMBING WATER PLANS	●	●	
CLDP-204.B	CHEMICAL LAB RENOVATION PHASE B PLUMBING WASTE DEMOLITION PLAN	●	●	
CLP-204.B	CHEMICAL LAB RENOVATION PHASE B PLUMBING WASTE PLANS	●	●	
CLP-104.C	CHEMICAL LAB RENOVATION PHASE C PLUMBING WATER PLANS	●	●	
CLP-204.C	CHEMICAL LAB RENOVATION PHASE C PLUMBING WASTE PLANS	●	●	
FIRE PROTECTION				
FP-104A	CHEMICAL LAB RENOVATION PHASE A SPRINKLER PLAN	●	●	
FP-104B	CHEMICAL LAB RENOVATION PHASE B SPRINKLER PLAN	●	●	
FP-104C	CHEMICAL LAB RENOVATION PHASE C SPRINKLER PLAN	●	●	
ELECTRICAL				
CLE-000	ELECTRICAL COVER SHEET	●	●	
CLE-001	ELECTRICAL SPECIFICATION SHEET	●	●	
CLE-104.A	CHEMICAL LAB RENOVATION PHASE A ELECTRICAL POWER PLANS	●	●	
CLE-204.A	CHEMICAL LAB RENOVATION PHASE A ELECTRICAL LIGHTING PLANS	●	●	●
CLDE-104.B	CHEMICAL LAB RENOVATION PHASE B ELECTRICAL DEMOLITION PLAN	●	●	
CLE-104.B	CHEMICAL LAB RENOVATION PHASE B ELECTRICAL POWER PLAN	●	●	●
CLE-204.B	CHEMICAL LAB RENOVATION PHASE B ELECTRICAL LIGHTING PLAN	●	●	
CLE-104.C	CHEMICAL LAB RENOVATION PHASE C ELECTRICAL POWER PLANS	●	●	●
CLE-204.C	CHEMICAL LAB RENOVATION PHASE C ELECTRICAL LIGHTING PLANS	●	●	
CLE-301	ELECTRICAL SINGLE LINE DIAGRAM	●	●	
CLE-401	ELECTRICAL PANEL SCHEDULES	●	●	●
CLE-402	ELECTRICAL PANEL SCHEDULES	●	●	●
END OF DWG LIST				

--

REVISIONS

3 8/26/13	ADDENDUM No 1
2 8/16/13	ISSUE FOR PERMIT
1 8/15/13	ISSUE FOR BID

SEALS

FOURTH FLOOR RENOVATIONS

WEST BUILDING RENOVATIONS

Community College of Philadelphia

1700 SPRING GARDEN ST
PHILADELPHIA, PA 19130

UCI Architects, Inc.
Architecture Urban Planning
Historic Preservation
1630 Pine Street
Philadelphia, PA 19103

DRAWING TITLE
DRAWING LIST

DATE
MARCH 14,2013

SCALE

DRAWN BY
AME

CHECKED BY
ASC

PROJECT NUMBER
911

DRAWING NUMBER
CL-CS-2

© UCI ARCHITECTS, INC. 2013

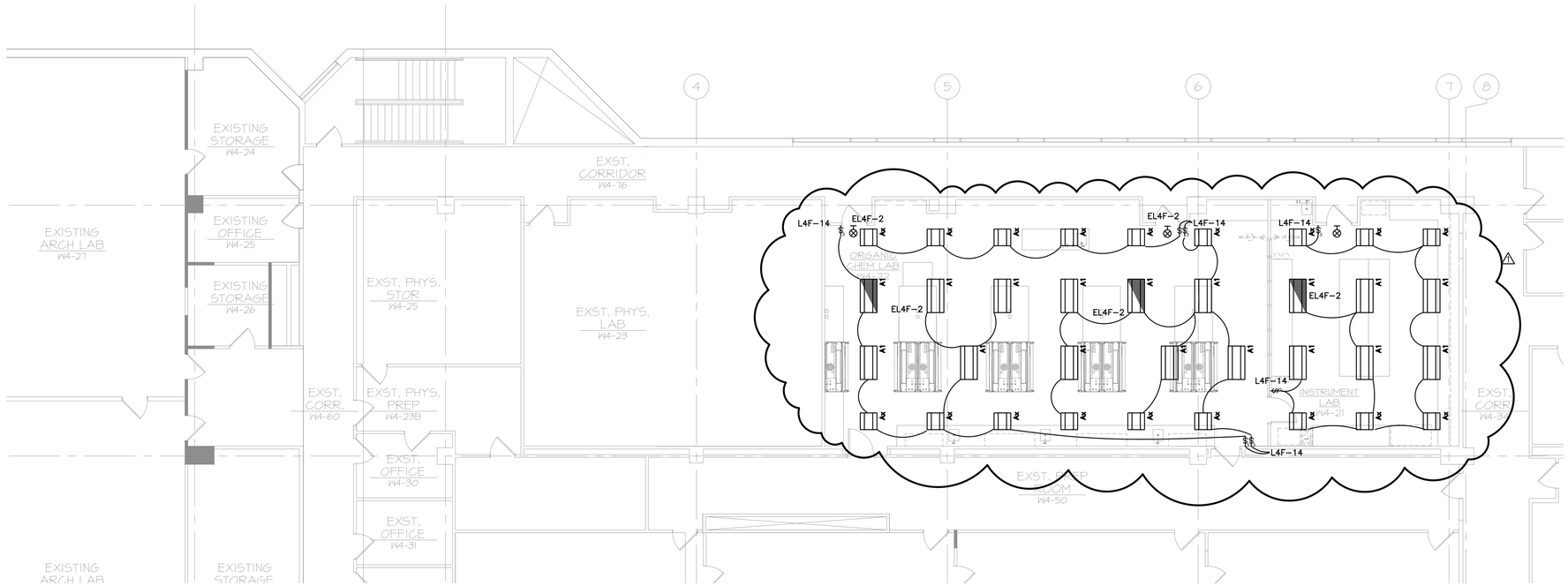

1 CHEMICAL LAB PHASE A ELECTRICAL LIGHTING PLAN

SCALE: 1/8"=1'-0"

0 2' 4' 8'

REVISIONS

8/26/13 ADDENDUM #1 △1

8/16/13 ISSUE FOR PERMIT

8/15/13 ISSUE FOR BID

SEALS

COMMONWEALTH OF PENNSYLVANIA
REGISTERED PROFESSIONAL
YONGZHONG JIA
ENGINEER
NO.PE060355

FOURTH FLOOR RENOVATIONS

(WEST BUILDING RENOVATION)

COMMUNITY COLLEGE OF PHILADELPHIA

1700 SPRING GARDEN STREET, PHILADELPHIA, PA 19130

urban technology inc

Mechanical-Electrical-Plumbing
Fire protection
Consulting Engineers

P: 215-536-0808 F: 215-689-0936
231 Tollgate Road
Quakertown, PA 18951
www.utengineers.com

UCI Architects, Inc.
Architecture Urban Planning
Historic Preservation
1630 Pine Street
Philadelphia, PA 19103

DRAWING TITLE

CHEMICAL LAB RENOVATION PHASE A ELECTRICAL LIGHTING PLANS

DATE 8/11/2013

SCALE AS NOTED

DRAWN BY

CHECKED BY

PROJECT NUMBER 911

DRAWING NUMBER CLE-204.A

© UCI ARCHITECTS, INC. 2012

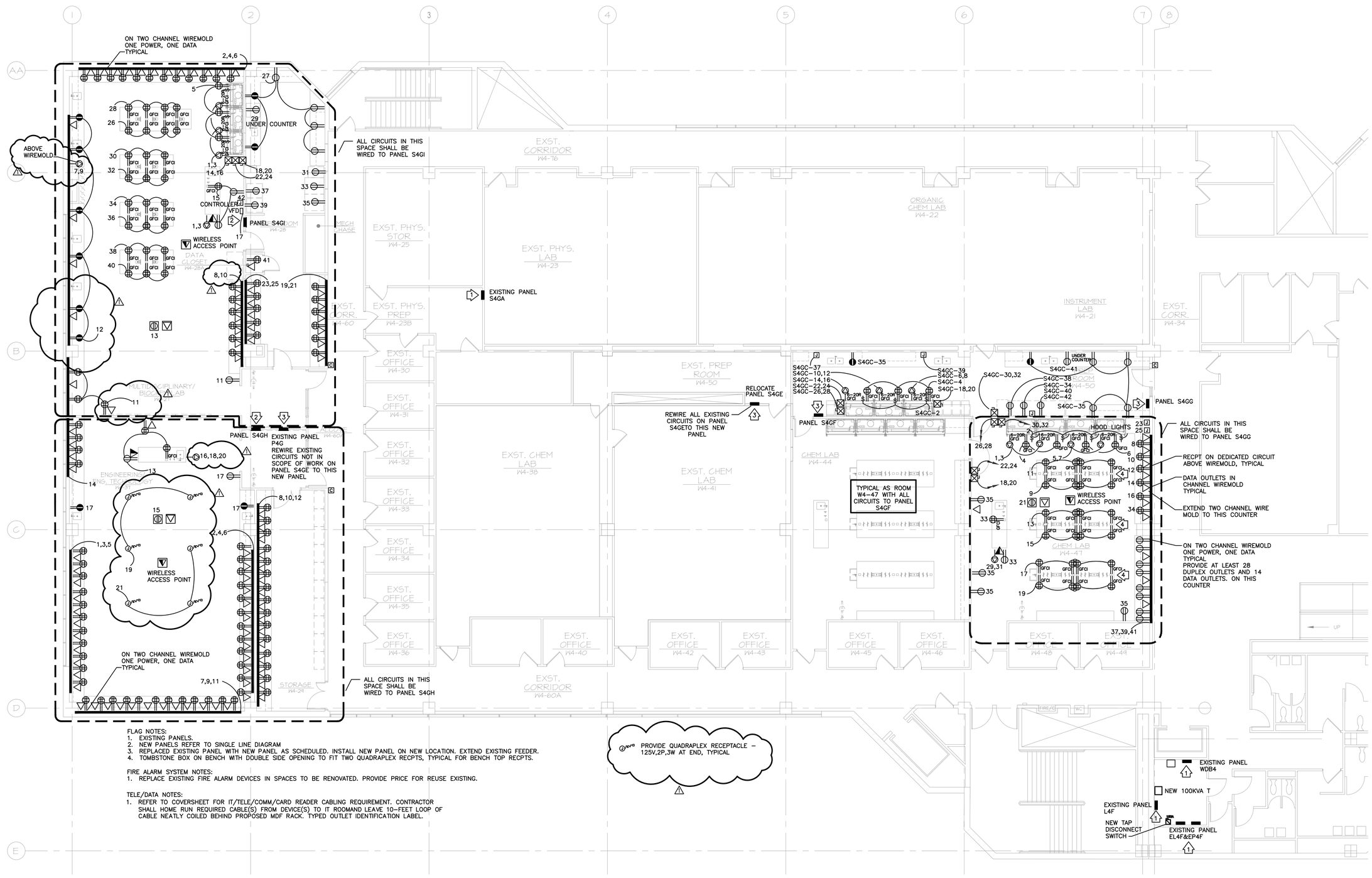

FLAG NOTES:
1. EXISTING PANELS.
2. NEW PANELS REFER TO SINGLE LINE DIAGRAM
3. REPLACED EXISTING PANEL WITH NEW PANEL AS SCHEDULED. INSTALL NEW PANEL ON NEW LOCATION. EXTEND EXISTING FEEDER.
4. TOMBSTONE BOX ON BENCH WITH DOUBLE SIDE OPENING TO FIT TWO QUADRAPLEX RECPTS, TYPICAL FOR BENCH TOP RECPTS.

FIRE ALARM SYSTEM NOTES:
1. REPLACE EXISTING FIRE ALARM DEVICES IN SPACES TO BE RENOVATED. PROVIDE PRICE FOR REUSE EXISTING.

TELE/DATA NOTES:
1. REFER TO COVERSHEET FOR IT/TELE/COMM/CARD READER CABLING REQUIREMENT. CONTRACTOR SHALL HOME RUN REQUIRED CABLE(S) FROM DEVICE(S) TO IT ROOMAND LEAVE 10–FEET LOOP OF CABLE NEATLY COILED BEHIND PROPOSED MDF RACK. TYPED OUTLET IDENTIFICATION LABEL.

1 CHEMICAL LAB PHASE B ELECTRICAL POWER PLAN

SCALE: 1/8"=1'-0"

0 2' 4' 8'

REVISIONS

8/26/13 ADDENDUM #1 1
8/16/13 ISSUE FOR PERMIT
8/15/13 ISSUE FOR BID

SEALS

COMMONWEALTH OF PENNSYLVANIA
REGISTERED PROFESSIONAL
YONGZHONG JIA
ENGINEER
NO.PE060355

FOURTH FLOOR RENOVATIONS

(WEST BUILDING RENOVATION)

COMMUNITY COLLEGE OF PHILADELPHIA

1700 SPRING GARDEN STREET, PHILADELPHIA, PA 19130

urban technology inc
Mechanical-Electrical-Plumbing
Fire protection
Consulting Engineers
P: 215-536-0808 F: 215-689-0936
231 Tollgate Road
Quakertown, PA 18951
www.utengineers.com

UCI Architects, Inc.
Architecture Urban Planning
Historic Preservation
1630 Pine Street
Philadelphia, PA 19103

DRAWING TITLE
CHEMICAL LAB RENOVATION PHASE B ELECTRICAL POWER PLAN

DATE 8/11/2013

SCALE AS NOTED

DRAWN BY

CHECKED BY

PROJECT NUMBER 911

DRAWING NUMBER CLE-104.B

© UCI ARCHITECTS, INC. 2012

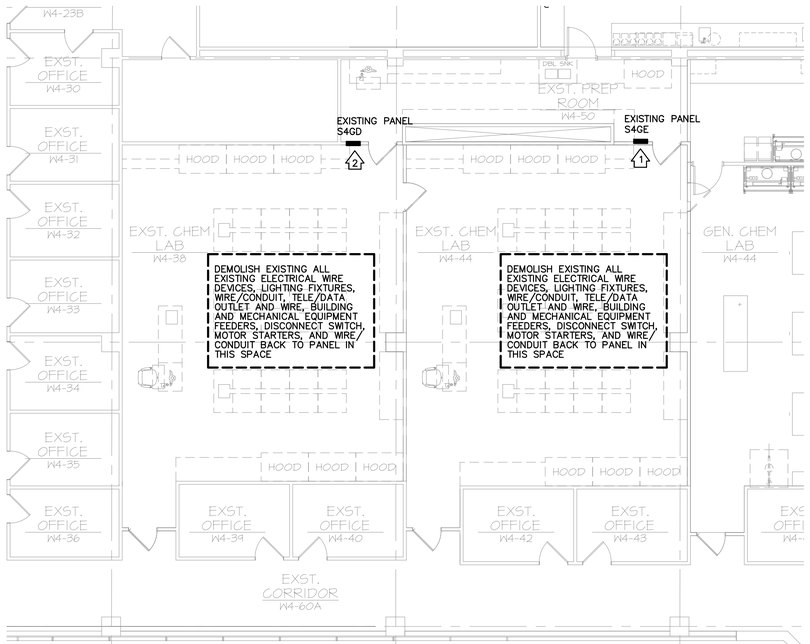

FLAG NOTES:
1. EXISTING PANEL TO REMAIN. AFTER DEMOLITION OF SERVICED SPACE, RELABEL PANEL SCHEDULE.
2. EXISTING PANEL TO BE REPLACED.

1 CHEMICAL LAB PHASE C ELECTRICAL DEOMLITION PLAN

SCALE: 1/8"=1'-0"

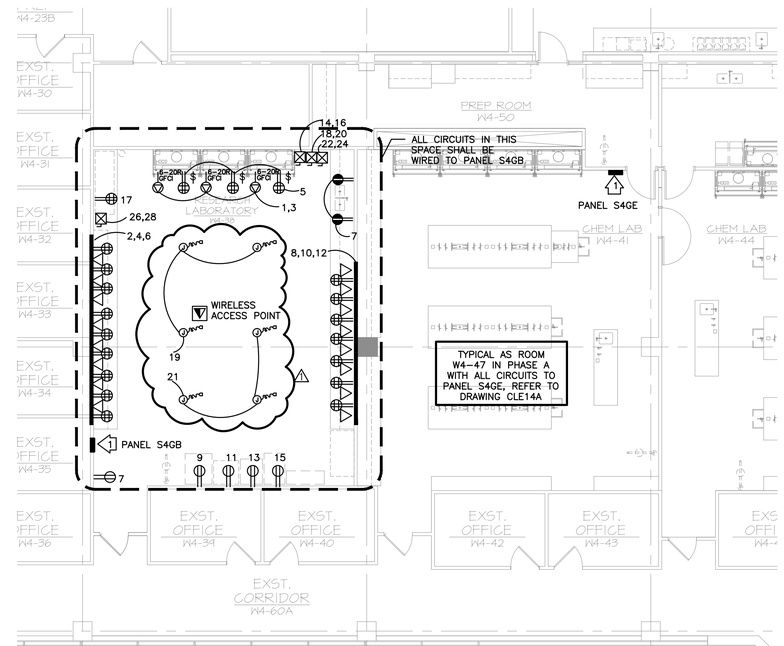

FLAG NOTES:
1. REPLACED EXISTING PANEL WITH NEW PANEL AS SCHEDULED. INSTALL NEW PANEL ON NEW LOCATION. EXTEND EXISTING FEEDER.

FIRE ALARM SYSTEM NOTES:
1. REPLACE EXISTING FIRE ALARM DEVICES IN SPACES TO BE RENOVATED. PROVIDE PRICE FOR REUSE EXISTING.

TELE/DATA NOTES:
1. REFER TO COVERSHEET FOR IT/TELE/COMM/CARD READER CABLING REQUIREMENT. CONTRACTOR SHALL HOME RUN REQUIRED CABLE(S) FROM DEVICE(S) TO IT ROOMAND LEAVE 10-FEET LOOP OF CABLE NEATLY COILED BEHIND PROPOSED MDF RACK. TYPED OUTLET IDENTIFICATION LABEL.

PROVIDE QUADRAPLEX RECEPTACLE - 125V,2P,3W AT END, TYPICAL

2 CHEMICAL LAB PHASE C ELECTRICAL POWER PLAN

SCALE: 1/8"=1'-0"

REVISIONS

8/26/13 ADDENDUM #1
8/16/13 ISSUE FOR PERMIT
8/15/13 ISSUE FOR BID

SEALS

COMMONWEALTH OF PENNSYLVANIA
REGISTERED PROFESSIONAL
YONGZHONG JIA
ENGINEER
NO.PE060355

FOURTH FLOOR RENOVATIONS

(WEST BUILDING RENOVATION)

COMMUNITY COLLEGE OF PHILADELPHIA

1700 SPRING GARDEN STREET, PHILADELPHIA, PA 19130

urban technology inc
Mechanical-Electrical-Plumbing
Fire protection
Consulting Engineers

P: 215-536-0808 F: 215-689-0936
231 Tollgate Road
Quakertown, PA 18951
www.utengineers.com

UCI Architects, Inc.
Architecture Urban Planning
Historic Preservation
1630 Pine Street
Philadelphia, PA 19103

DRAWING TITLE

CHEMICAL LAB RENOVATION ELECTRICAL POWER PHASE C PLANS

DATE 8/11/2013

SCALE AS NOTED

DRAWN BY

CHECKED BY

PROJECT NUMBER 911

DRAWING NUMBER CLE-104.C

© UCI ARCHITECTS, INC. 2012

23-Aug-13

Auxiliary Gutter [ ] [X] Neutral Bus
Double Lugged [ ] [X] Ground Bus
[ ] [ ] Isolated Ground Bus

Panel:	S4GB		
Voltage	Phase	Wire	Bus
208	3	4	200
(A) MCB/MLO		Mounting	
200 A MCB		Surface	
ISC Rating:		10,000	

Light	Recpt.	Equip.	Mech.	Description	Bkr	No.		No.	Bkr	Description	Light	Recpt.	Equip.	Mech.
	1,500			RECPT, FUME HOOD 208V	20/2	1	A	2	20/1	RECPT WIREMOLD WEST		1,400		
	1,500				20/1	3	B	4	20/1	RECPT WIREMOLD WEST		1,400		
	1,200			RECPT, FUME HOOD 120V	20/1	5	C	6	20/1	RECPT WIREMOLD WEST		1,400		
		800		RECPT, SPACE	20/1	7	A	8	20/1	RECPT WIREMOLD EAST		1,000		
		1,070		FREEZER	20/1	9	B	10	20/1	RECPT WIREMOLD EAST		1,000		
		1,070		FREEZER	20/1	11	C	12	20/1	RECPT WIREMOLD EAST		1,000		
		1,200		INCUBATOR	20/1	13	A	14	20/2	EXHAUST FAN 1			582	
		1,200		INCUBATOR	20/1	15	B	16					582	
		1,200		FLOW CHANNEL	20/1	17	C	18	20/2	EXHAUST FAN 2			582	
1	1,200			RECPT CEILING	20/1	19	A	20					582	
	1,200			RECPT CEILING	20/1	21	B	22	20/2	EXHAUST FAN 3			582	
				SPARE	20/1	23	C	24					582	
				SPARE	20/1	25	A	26	20/2	EXHAUST FAN 4			582	
				SPARE	20/1	27	B	28					582	
				SPARE	20/1	29	C	30	20/1	SPARE				
				SPARE	20/1	31	A	32	20/1	SPARE				
				SPARE	20/1	33	B	34	20/1	SPARE				
				SPARE	20/1	35	C	36	20/1	SPARE				
				SPARE	20/1	37	A	38	20/1	SPARE				
				SPARE	20/1	39	B	40	20/1	SPARE				
				SPARE	20/1	41	C	42	20/1	SPARE				
0	6,600	9,540	0	Sub-Total						Sub-Total:	0	7,200	4,659	0
										Sub-total (from left side):	0	6,600	6,540	0
										Totals Connected:	0	13,800	11,199	0
										Totals Demand:	0	9,660	9,519	0
										Total Load:	19,179	VA	53	Amps

Notes:

Feed by: MDP

13-Aug-13

Auxiliary Gutter [ ] [X] Neutral Bus
Double Lugged [ ] [X] Ground Bus
[ ] [ ] Isolated Ground Bus

Panel:	S4GC		
Voltage	Phase	Wire	Bus
208	3	4	100
(A) MCB/MLO		Mounting	
100 A MCB		Surface	
ISC Rating:		10,000	

Light	Recpt.	Equip.	Mech.	Description	Bkr	No.		No.	Bkr	Description	Light	Recpt.	Equip.	Mech.
	1,600			RECPT, WIREMOLD 1	20/1	1	A	2	20/1	PREPARE HOOD LIGHTS	192			
	1,600			RECPT, WIREMOLD 1	20/1	3	B	4	20/1	PREPARE HOOD 110v RECPT		1,200		
	1,600			RECPT, WIREMOLD 1	20/1	5	C	6	20/2	PREPARE HOOD 208V RECPT 1		1,200		
	1,400			REPCT, WIREMOLD 2	20/1	7	A	8				1,200		
				SPACE	20/1	9	B	10	20/2	PREPARE HOOD 208V RECPT 2		1,200		
	400			RECPT, WET BENCH	20/1	11	C	12				1,200		
	800			RECPT, BENCH	20/1	13	A	14	20/2	PREPARE HOOD 208V RECPT 3		1,200		
	1,200			RECPT, BENCH	20/1	15	B	16				1,200		
				SPARE	20/1	17	C	18	20/2	Hood Exhaust Fan 1		672		
	900			REPCT 208V	20/2	19	A	20				672		
	900					21	B	22	20/2	Hood Exhaust Fan 2		672		
	1,000			RECPT WIREMOLD 3	20/1	23	C	24				672		
	1,000			RECPT WIREMOLD 3	20/1	25	A	26	20/2	Hood Exhaust Fan 3		672		
			672	EXHAUST FAN	20/2	27	B	28				672		
			672		20/1	29	C	30	20/2	Freezer Exhaust Fan		672		
				SPARE	20/1	31	A	32				672		
				SPARE	20/1	33	B	34	20/1	FREEZER HOOD			200	
	1,200			PREPARE ROOM RECPT	20/1	35	C	36	20/1	SPARE				
		1,200		Water Distillation Unit 2	20/1	37	A	38	20/1	ICE MACHINE			960	
		1,200		Water Distillation Unit 1	20/1	39	B	40	20/1	FREEZER			1,180	
		1,160		Dishw asher	20/1	41	C	42	20/1	Refrigerator			860	
0	13,600	3,560	1,344	Sub-Total						Sub-Total:	192	13,776	3,200	0
										Sub-total (from left side):	0	13,600	3,560	1,344
										Totals Connected:	192	27,376	6,760	1,344
										Totals Demand:	192	21,901	5,408	1,344
										Total Load:	28,845	VA	80	Amps

Notes:

Feed by: MDP

13-Aug-13

Auxiliary Gutter [ ] [X] Neutral Bus
Double Lugged [ ] [X] Ground Bus
[ ] [ ] Isolated Ground Bus

Panel:	S4GD		
Voltage	Phase	Wire	Bus
208	3	4	150
(A) MCB/MLO		Mounting	
150 A MCB		Surface	
ISC Rating:		10,000	

Light	Recpt.	Equip.	Mech.	Description	Bkr	No.		No.	Bkr	Description	Light	Recpt.	Equip.	Mech.
	1,500			RECPT, HOOD 208V	20/2	1	A	2	20/1	HOOD LIGHTS			576	
	1,500					3	B	4	20/2	RECPT. HOOD 208V		1,500		
	1,500			RECPT, HOOD 208V	20/2	5	C	6				1,500		
	1,500					7	A	8	20/2	RECPT. HOOD 208V		1,500		
	1,600			RECPT, HOOD	20/1	9	B	10				1,500		
	1,600			RECPT, HOOD	20/1	11	C	12	20/2	RECPT. HOOD 208V		1,500		
	1,600			RECPT, HOOD	20/1	13	A	14				1,500		
	1,600			RECPT, HOOD	20/1	15	B	16	20/1	PROJECTOR			1,400	
	1,600			RECPT, HOOD	20/1	17	C	18	20/1	RECEPT BENCH		400		
	600			RECPT, TEACHER TABLE	20/1	19	A	20	20/2	EXHAUST FAN 1			582	
	800			RECPT, WALL SMART BOARD	20/1	21	B	22					582	
	1,600			RECPT. BENCH	20/1	23	C	24	20/2	EXHAUST FAN 2			582	
	1,600			RECPT. BENCH	20/1	25	A	26					582	
	1,600			RECPT. BENCH	20/1	27	B	28	20/2	EXHAUST FAN 3			582	
	1,600			RECPT. BENCH	20/1	29	C	30					582	
		582		EXHAUST FAN 7	20/2	31	A	32	20/2	EXHAUST FAN 4			582	
		582				33	B	34					582	
		582		EXHAUST FAN 8	20/2	35	C	36	20/2	EXHAUST FAN 5			582	
		582				37	A	38					582	
		582		EXHAUST FAN 9	20/2	39	B	40	20/2	EXHAUST FAN 6			582	
		582				41	C	42					582	
0	21,800	3,494	0	Sub-Total						Sub-Total:	0	9,400	8,965	0
										Sub-total (from left side):	0	21,800	3,494	0
										Totals Connected:	0	33,200	18,059	1,214
										Totals Demand:	0	26,560	14,447	0
										Total Load:	41,007	VA	114	Amps

Notes:

Feed by: MDP

13-Aug-13

Auxiliary Gutter [ ] [X] Neutral Bus
Double Lugged [ ] [X] Ground Bus
[ ] [ ] Isolated Ground Bus

Panel:	S4GD	(RUNTHROUGH)	
Voltage	Phase	Wire	Bus
208	3	4	150
(A) MCB/MLO		Mounting	
150 A MCB		Surface	
ISC Rating:		10,000	

Light	Recpt.	Equip.	Mech.	Description	Bkr	No.		No.	Bkr	Description	Light	Recpt.	Equip.	Mech.
		1,600		DRYING OVEN	20/1	43	A	44	20/1	SPARE				
		1,600		MICROWAVE OVEN	20/1	45	B	46	20/1	SPARE				
		1,200		Water Distillation Unit	20/1	47	C	48	20/1	SPARE				
		1,200		Water Distillation Unit	20/1	49	A	50	20/1	SPARE				
	1,000			WIREMOLD RECPT(GFI BREAKER)	20/1	51	B	52	20/1	SPARE				
	1,000			WIREMOLD RECPT (GFI BREAKER)	20/1	53	C	54	20/1	SPARE				
			864	VFD FAN-B	20/1	55	A	56	20/1	SPARE				
			350	DDC controller and other DDC pow er	20/1	57	B	58	20/1	SPARE				
				SPARE	20/1	59	C	60	20/1	SPARE				
				SPARE	20/1	61	A	62	20/1	SPARE				
				SPARE	20/1	63	B	64	20/1	SPARE				
				SPACE		65	C	66		SPACE				
				SPACE		67	A	68		SPACE				
				SPACE		69	B	70		SPACE				
				SPACE		71	C	72		SPACE				
				SPACE		73	A	74		SPACE				
				SPACE		75	B	76		SPACE				
				SPACE		77	C	78		SPACE				
				SPACE		79	A	80		SPACE				
				SPACE		81	B	82		SPACE				
				SPACE		83	C	84		SPACE				

REVISIONS

8/26/13 ADDENDUM #1 1
8/16/13 ISSUE FOR PERMIT
8/15/13 ISSUE FOR BID

SEALS

COMMONWEALTH OF PENNSYLVANIA
REGISTERED PROFESSIONAL
YONGZHONG JIA
ENGINEER
NO.PE060355

FOURTH FLOOR RENOVATIONS

(WEST BUILDING RENOVATION)

COMMUNITY COLLEGE OF PHILADELPHIA

1700 SPRING GARDEN STREET, PHILADELPHIA, PA 19130

urban technology inc
Mechanical-Electrical-Plumbing
Fire protection
Consulting Engineers

P: 215-536-0808 F: 215-689-0936
231 Tollgate Road
Quakertown, PA 18951
www.utengineers.com

UCI Architects, Inc.
Architecture Urban Planning
Historic Preservation
1630 Pine Street
Philadelphia, PA 19103

DRAWING TITLE

ELECTRICAL PANEL SCHEDULES

DATE 8/11/2013

SCALE AS NOTED

DRAWN BY

CHECKED BY

PROJECT NUMBER 911

DRAWING NUMBER CLE-401

© UCI ARCHITECTS, INC. 2012

13-Aug-13

Auxiliary Gutter [ ] X Neutral Bus
Double Lugged [ ] X Ground Bus
[ ] [ ] Isolated Ground Bus

Panel:			
Voltage	Phase	Wire	Bus
208	3	4	150
(A) MCB/MLO		Mounting	
150 A MCB		Surface	
ISC Rating:		10,000	

Light	Recpt.	Equip.	Mech.	Description	Bkr	No.		No.	Bkr	Description	Light	Recpt.	Equip.	Mech.
	1,200			RECPT, HOOD 208V	20/2	1	A	2	20/1	HOOD LIGHTS			256	
	1,200					3	B	4	20/1	RECPT, HOOD 120V		800		
	1,200			RECPT, HOOOD 208V	20/2	5	C	6	20/1	RECPT, HOOD 120V		800		
	1,200					7	A	8	20/1	OVEN			1,200	
	1,600			RECPT, TABLE 1	20/1	9	B	10	20/1	HOT PLATE 1			1,500	
	1,600			RECPT, TABLE 1	20/1	11	C	12	20/1	HOT PLATE 2			1,500	
	1,600			RECPT, TABLE 1	20/1	13	A	14	20/1	HOT PLATE 3			1,500	
	1,600			RECPT, TABLE 1	20/1	15	B	16	20/1	HOT PLATE 4			1,500	
	1,600			RECPT, TABLE 2	20/1	17	C	18	20/2	EXHAUST FAN 1			672	
	1,600			RECPT, TABLE 2	20/1	19	A	20					672	
		1,200		PROJECTOR	20/1	21	B	22	20/2	EXHAUST FAN 2			672	
		1,200		Water Distillation Unit 2	20/1	23	C	24					672	
		1,200		Water Distillation Unit 1	20/1	25	A	26	20/2	EXHAUST FAN 3			672	
				SPARE	20/1	27	B	28					672	
	1,200			RECPT, TEACHER TABLE	20/2	29	C	30	20/2	EXHAUST FAN 4			672	
	1,200				20/1	31	A	32					672	
	600			RECPT, TEACHER TABLE	20/1	33	B	34	20/1	MICROWAVE			1,500	
	600			RECPT, WALL AND SMART BOARD	20/1	35	C	36	20/1	SPARE				
	1,200			RECPT, WALL WIREMOLD	20/1	37	A	38	20/1	SPARE				
	1,200			RECTP, WALL WIREMOLD	20/1	39	B	40	20/1	SPARE				
	1,200			RECPT, WALL WIREMOLD	20/1	41	C	42	20/1	SPARE				

0	21,600	3,600	0	Sub-Total	Sub-Total:	0	1,600	14,332	0
					Sub-total (from left side):	0	21,600	3,600	0
					Totals Connected:	0	23,200	17,932	0
					Totals Demand:	0	23,200	17,932	0
					Total Load:	41,132	VA	114	Amps

Notes:

Feed by: WDP4

23-Aug-13

Auxiliary Gutter [ ] X Neutral Bus
Double Lugged [ ] X Ground Bus
[ ] [ ] Isolated Ground Bus

Panel:	S4GH		
Voltage	Phase	Wire	Bus
208	3	4	200
(A) MCB/MLO		Mounting	
200 A MCB		Surface	
ISC Rating:		10,000	

Light	Recpt.	Equip.	Mech.	Description	Bkr	No.		No.	Bkr	Description	Light	Recpt.	Equip.	Mech.
	1,600			RECPT, WIREMOLD	20/1	1	A	2	20/1	RECPT, WIREMOLD		1,600		
	1,600			RECPT, WIREMOLD	20/1	3	B	4	20/1	RECPT, WIREMOLD		1,600		
	1,600			RECPT, WIREMOLD	20/1	5	C	6	20/1	RECPT, WIREMOLD		1,600		
	1,600			RECPT, WIREMOLD	20/1	7	A	8	20/1	RECPT, WIREMOLD		1,600		
	1,600			RECPT, WIREMOLD	20/1	9	B	10	20/1	RECPT, WIREMOLD		1,600		
	1,600			RECPT, WIREMOLD	20/1	11	C	12	20/1	RECPT, WIREMOLD		1,600		
	1,200			RECPT, TEACHER'S DESK	20/1	13	A	14	20/1	RECPT, WIREMOLD		1,600		
		1,600		RECPT, PROJECTOR	20/1	15	B	16	20/3	RECPT TEACHER DESK 208		1,200		
	600			RECPT, WALL	20/1	17	C	18				1,200		
	1,200			RECPT, CEILING	20/1	19	A	20				1,200		
	1,200			RECPT, CEILING	20/1	21	B	22	20/1	SPARE				
				SPARE	20/1	23	C	24	20/1	SPARE				
				SPARE	20/1	25	A	26	20/1	SPARE				
				SPARE	20/1	27	B	28	20/1	SPARE				
				SPARE	20/1	29	C	30	20/1	SPARE				
				SPARE	20/1	31	A	32	20/1	SPARE				
				SPARE	20/1	33	B	34	20/1	SPARE				
				SPARE	20/1	35	C	36	20/1	SPARE				
				SPARE	20/1	37	A	38	20/1	SPARE				
				SPARE	20/1	39	B	40	20/1	SPARE				
				SPARE	20/1	41	C	42	20/1	SPARE				

0	13,800	1,400	0	Sub-Total	Sub-Total:	0	14,800	0	0
					Sub-total (from left side):	0	13,800	1,400	0
					Totals Connected:	0	28,600	1,400	0
					Totals Demand:	0	20,020	1,190	0
					Total Load:	21,210	VA	59	Amps

Notes:

Feed by: MDP

23-Aug-13

Auxiliary Gutter [ ] X Neutral Bus
Double Lugged [ ] X Ground Bus
[ ] [ ] Isolated Ground Bus

Panel:	S4GI		
Voltage	Phase	Wire	Bus
208	3	4	200
(A) MCB/MLO		Mounting	
200 A MCB		Surface	
ISC Rating:		10,000	

Light	Recpt.	Equip.	Mech.	Description	Bkr	No.		No.	Bkr	Description	Light	Recpt.	Equip.	Mech.
	1,500			RECPT, FUME HOOD 208V	20/2	1	A	2	20/1	RECPT WIREMOLD NORTH		1,400		
	1,500					3	B	4	20/1	RECPT WIREMOLD NORTH		1,400		
	1,200			RECPT, FUME HOOD 120V	20/1	5	C	6	20/1	RECPT WIREMOLD NORTH		1,400		
		1,200		RECPT, BENCH 208	20/2	7	A	8	20/1	RECPT WIREMOLD EAST		1,000		
		1,200				9	B	10	20/1	RECPT WIREMOLD EAST		1,000		
		1,200		RECPT, COMPUTER STATIONS	20/1	11	C	12	20/1	RECPT COMPUTER STATION			1,200	
		1,400		RECPT, PROJECTOR	20/1	13	A	14	20/2	EXHAUST FAN 1			582	
	800			RECTP, TEACHER'S DESK	20/1	15	B	16					582	
			936	VFD SPACE EXH	20/1	17	C	18	20/2	EXHAUST FAN 2			582	
	1,200			RECPT WIREMOLD W4-28	20/1	19	A	20					582	
	1,200			RECPT WIREMOLD W4-28	20/1	21	B	22	20/2	EXHAUST FAN 3			582	
	1,000			RECPT WIREMOLD W4-28	20/1	23	C	24					582	
	1,000			RECPT WIREMOLD W4-28	20/1	25	A	26	20/1	RECPT BENCH		1,600		
	1,000			RECPT W4-28	20/1	27	B	28	20/1	RECPT BENCH		1,600		
		1,200		DISWIAHSER	20/1	29	C	30	20/1	RECPT BENCH		1,200		
		1,400		ICE MACHINE	20/1	31	A	32	20/1	RECPT BENCH		1,200		
		890		REFRIGERATOR	20/1	33	B	34	20/1	RECPT BENCH		1,200		
		890		REFRIGERATOR	20/1	35	C	36	20/1	RECPT BENCH		1,200		
		1,080		FREEZER	20/1	37	A	38	20/1	RECPT BENCH		1,200		
		1,080		FREEZER	20/1	39	B	40	20/1	RECPT BENCH		1,200		
		1,200		DATA SERVER	20/1	41	C	42	20/1	DDC CONTROLLER AND DDC POWER				360

0	10,400	12,740	936	Sub-Total	Sub-Total:	0	16,600	4,694	360
					Sub-total (from left side):	0	10,400	12,740	936
					Totals Connected:	0	27,000	17,434	1,296
					Totals Demand:	0	18,900	14,819	1,206
					Total Load:	34,925	VA	97	Amps

Notes:

Feed by: MDP

13-Aug-13

Auxiliary Gutter [ ] X Neutral Bus
Double Lugged [ ] X Ground Bus
[ ] [ ] Isolated Ground Bus

Panel:	L4F		
Voltage	Phase	Wire	Bus
480	3	4	225
Amp MCB/MLO		Mounting	
225 A MCB		Surface	
ISC Rating:		22,000	

Light	Recpt.	Equip.	Mech.	Description	Bkr	No.		No.	Bkr	Description	Light	Recpt.	Equip.	Mech.
4,100				LIGHTING (E)	20/1	1		2	20/1	LIGHTING (E)	3,900			
2,300				LIGHTING (E)	20/1	3		4	20/1	LIGHTING (E)	3,800			
900				LIGHTING (E)	20/1	5		6	20/1	LIGHTING (E)	3,800			
4,000				LIGHTING (E)	20/1	7		8	20/1	LIGHTING (E)	**800**			
3,400				LIGHTING (E)	20/1	9		10	20/1	LIGHTING (E)	**800**			
3,600				LIGHTING (E)	20/1	11		12	20/1	LIGHTING (E)	**800**			
800				LIGHTING (E)	20/1	13		14	20/1	**LIGHTING, W4-21,22**	**2,142**			
2,800				LIGHTING (E)	20/1	15		16	20/1	**LIGHTING, W4-27,28**	**2,352**			
2,400				LIGHTING (E)	20/1	17		18	20/1	**LIGHTING, W4-38,41**	**1,984**			
				SPARE (NEW)	20/1	19		20	20/1	**LIGHTING, W4-44,47,50**	**2,604**			
2,700				LIGHTING (E)	20/1	21		22	20/1	**LIGHTING, W4-37,29**	**1,932**			
				SPARE	20/1	23		24	20/1	SPARE				
4,800				MTR (E)	15/3	25		26	15/3	MTR (E)	7,200			
7,200				MTR (E)	15/3	27		28	15/3	MTR (E)	6,400			
10,000				MTR (E)	15/3	29		30	40/3	MTR (E)	10,000			
					20/1	31		32	20/1					
					20/1	33		34	20/1					
					20/1	35		36	20/1					
					20/1	37		38	20/1					
					20/1	39		40	20/1					
					20/1	41		42	20/1					

49,000	0	0	0	Sub-Total	Sub-Total	48,514	0	0	0
					Sub-total (from left side)	49,000	0	0	0
					Totals Connected:	97,514	0	0	0
					Totals Demand:	97,514	0	0	0
					Total Load:	97,514	VA	117	Amps

Notes: CONTRACTOR SHALL TEST AND VERIFY EXISTING PANEL CIRCUITS BEFORE INSTALLATION. REPORT TO ARCHITECT OR ENGINEER IF THERE IS DISCREPANCY BETWEEN THIS SCHEDULE AND ACTUAL CONNECTIONS.

REVISIONS

8/26/13 ADDENDUM #1 △1
8/16/13 ISSUE FOR PERMIT
8/15/13 ISSUE FOR BID

SEALS

COMMONWEALTH OF PENNSYLVANIA
REGISTERED PROFESSIONAL
YONGZHONG JIA
ENGINEER
NO.PE060355

FOURTH FLOOR RENOVATIONS

(WEST BUILDING RENOVATION)

COMMUNITY COLLEGE OF PHILADELPHIA

1700 SPRING GARDEN STREET, PHILADELPHIA, PA 19130

urban technology inc
Mechanical-Electrical-Plumbing
Fire protection
Consulting Engineers

P: 215-536-0808 F: 215-689-0936
231 Tollgate Road
Quakertown, PA 18951
www.utengineers.com

UCI Architects, Inc.
Architecture Urban Planning
Historic Preservation
1630 Pine Street
Philadelphia, PA 19103

DRAWING TITLE

ELECTRICAL PANEL SCHEDULES

DATE 8/11/2013

SCALE AS NOTED

DRAWN BY

CHECKED BY

PROJECT NUMBER 911

DRAWING NUMBER CLE-402

© UCI ARCHITECTS, INC. 2012