

2013

Career Outcomes for 2012 Career Program Graduates

IR Report #234

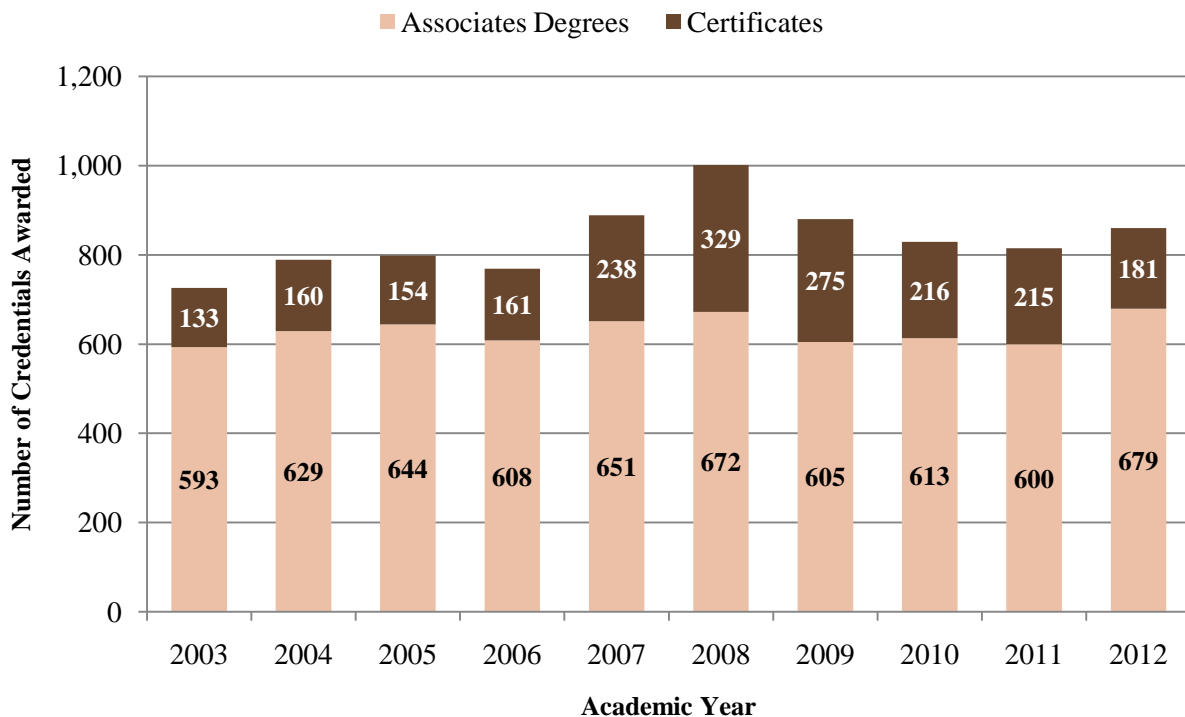
Community College *of* Philadelphia



Career-Related Degrees and Certificates Awarded

The career outcomes presented in this report serve as benchmarks for assessing the Mission goal to maintain *programs of study that provide students with a coherent foundation for transfer and employment*. Based on the years represented in Figure 1, CCP awarded the highest number of career-program associate’s degrees in 2012. During this period, career-program degrees dropped to a low of 593 in 2003 and rose to a high of 679 degrees in 2012, representing a 13 percent increase since 2011. The College also award 181 certificates in 2012, representing a 16 percent decrease since 2011. In large part, this decrease was a result of restructuring business programs with an emphasis on transfer.

Figure 1
Number of Associate Degrees and Certificates Awarded
in Career-related Programs

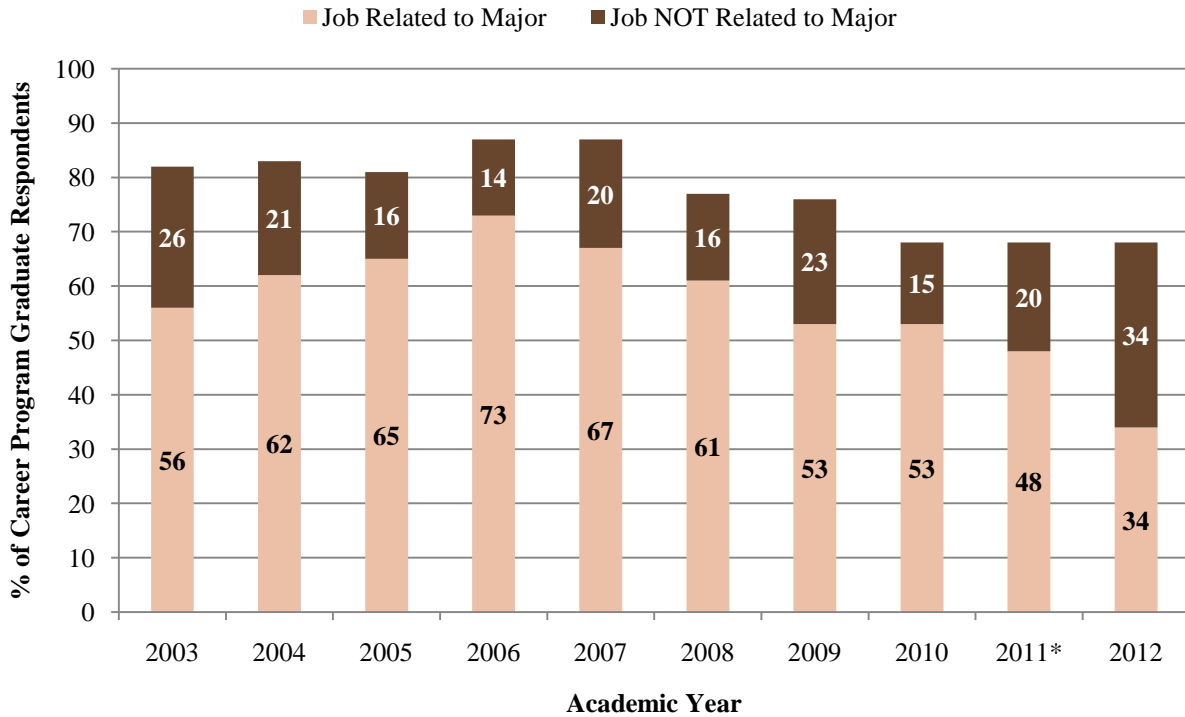


Employment Outcomes for Career Program Graduates

The Office of Institutional Research includes a standard set of employment-related items on the questionnaire used to survey the College's graduates. The survey gathers information concerning the graduate's employment status, the relationship of the graduate's current job to their program of study at CCP, annual salary, and the graduate's assessment of the career preparation they received while attending the College. These questions are typically asked six to nine months following commencement. This report includes information about graduates who completed their studies at CCP within the last decade.

As of May 2013, 169 (24.3%) career program graduates from 2012 returned completed questionnaires. Of the graduates who responded, 43 percent indicated that they enrolled at CCP because of potential or actual loss of a job or concerns about the lack of future job opportunities in their field of employment, a 1 percent increase from the previous year.

Figure 3
 Relationship of Job to Program of Study
 Career Program Graduate Respondents

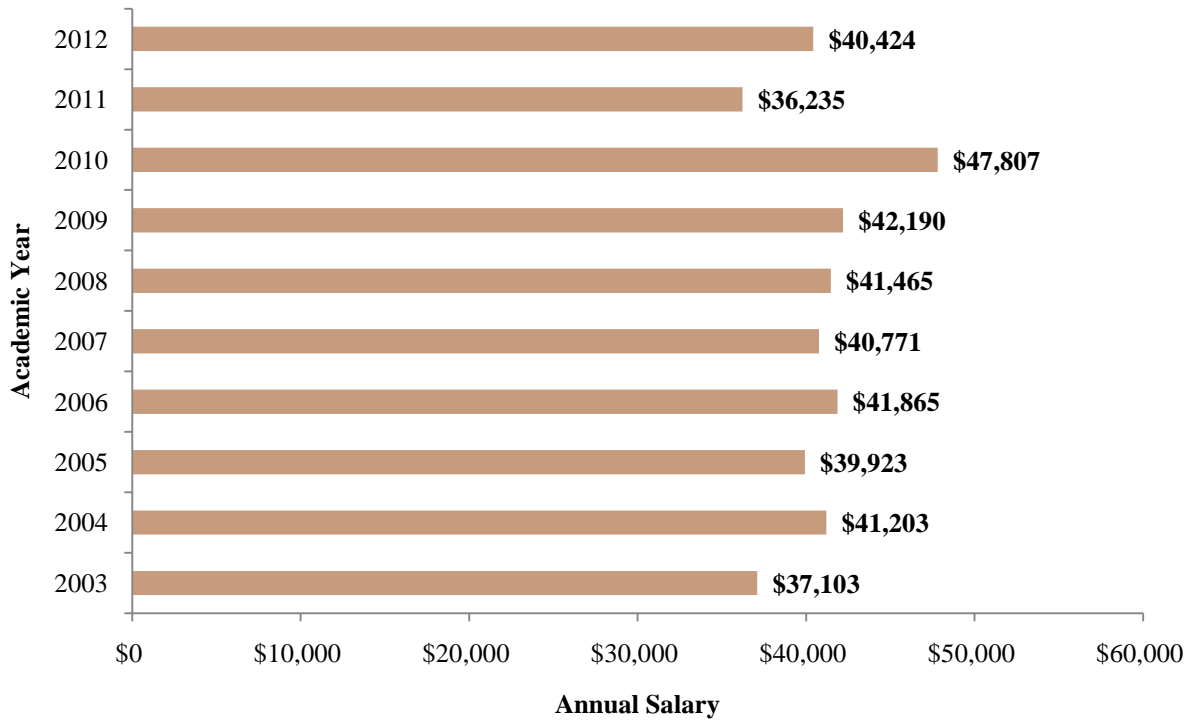


*Measure revised in 2013 report.

Economic conditions during the last year have challenged the job prospects for many new college graduates. The unemployment rate for 2012 career program graduates was 14.5 percent, a two percent decrease from the previous year. Given a continued weak job market, only 68 percent of graduates in 2012 secured employment at the time of the survey, making this the third consecutive year of zero job growth (see Figure 2). For the first time within the last ten years, 2012 graduates were equally likely to be employed in a position that was either related or unrelated to their major.

The average annual salary earned by 2012 career program graduates working full-time shortly after graduation was \$40,424, representing a 11.6% increase over 2011 (see Figure 3). Tables A1 and A2 in the Appendix provide additional salary detail and transfer rates for the three career programs with the most graduate responses to the annual survey over the last three years.

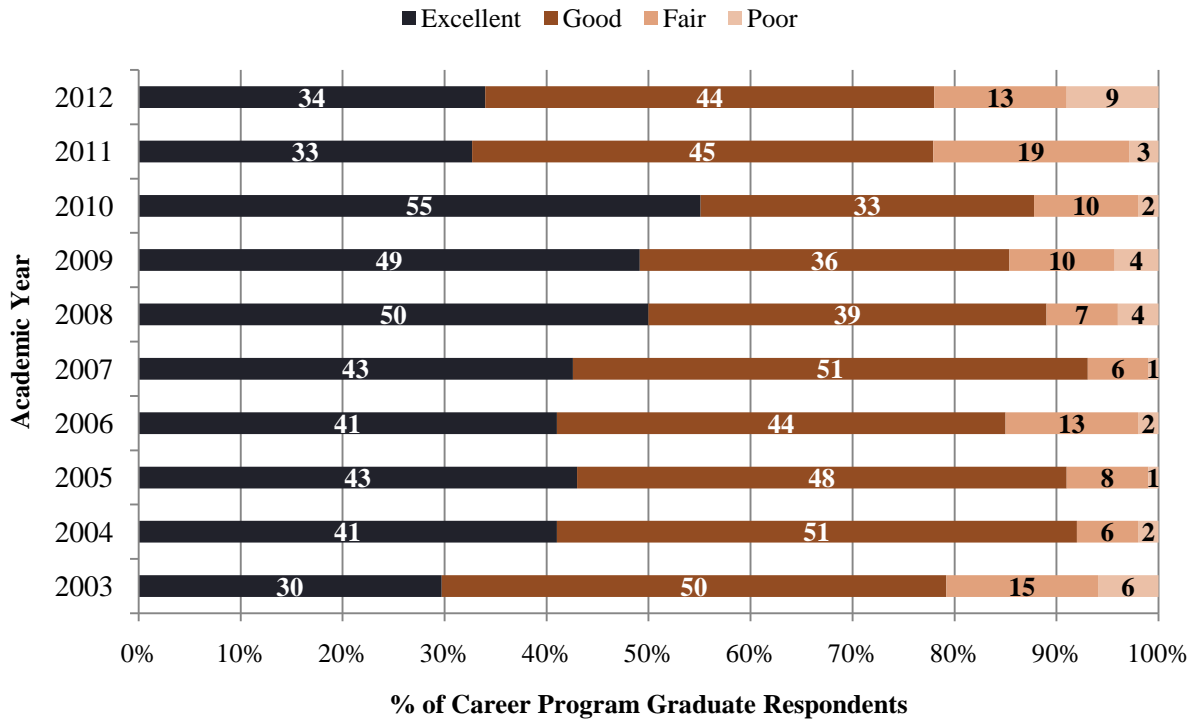
Figure3
Average Salaries Reported by Career Program Graduate Respondents
Working in Full-Time Jobs*



* Full-time employment was defined as 30 hours or more per week.

While most 2012 graduates continued to value their career preparation, their diminished employment outcomes are reflected in their satisfaction levels with their career preparation at CCP. Of the respondents, 34% indicated that their career preparation was “excellent,” a slight increase over the preceding year; another 9% rated it as “poor,” which was three times the rate reported in 2011 (see Figure 4).

Figure 4
Career Program Graduates Assessment of Their CCP
Preparation for the Workplace



Summary

The College awarded more associate degrees in career programs in 2012. However, poor economic conditions continue to have a negative effect on career outcomes for the College’s most recent graduates. Graduates in 2012 were the least likely of any recent graduating class to be employed in a job that was related or unrelated to their CCP studies. The average annual salary grew moderately in 2012 while levels of satisfaction with career preparation have declined in recent years.

APPENDIX

Figure A1

Salary for Select Career Program Graduate Survey Respondents Who Worked Full-Time

Career Program	Academic Year														
	2010					2011					2012				
	Salary					Salary					Salary				
	Mean	Min	Max	Rank	N	Mean	Min	Max	Rank	N	Mean	Min	Max	Rank	N
Nursing	\$53,556	\$29,952	\$83,200	1	23	\$48,528	\$24,000	\$58,425	1	11	\$36,219	\$12,870	\$61,776	2	11
Paralegal Studies	\$45,172	\$32,000	\$63,000	3	5	\$36,715	\$29,120	\$47,000	2	9	\$36,357	\$19,200	\$60,000	3	8
Early Childhood Education	\$33,469	\$16,640	\$62,400	2	9	\$22,500	\$14,400	\$30,420	3	6					
Justice											\$36,094	\$13,728	\$80,829	1	12
All Career Programs	\$47,807	\$14,742	\$83,200		53	\$36,235	\$14,000	\$65,520		65	\$40,424	\$11,310	\$166,400		69

Figure A2

Transfer Rates of Select Career Program Graduate Survey Respondents

Career Program	Academic Year					
	2010		2011		2012	
	Transfer		Transfer		Transfer	
	%	N	%	N	%	N
Nursing	23	40	39	28	52	23
Paralegal Studies	29	14	44	16	69	13
Early Childhood Education	47	15	64	11	50	8
Justice	77	13	80	10	63	24
All Career Programs	39	152	45	159	50	165